

elsner

PRODUCT CATALOG

CONTROL SYSTEMS FOR BUILDINGS, CONSERVATORIES AND PATIO ROOFS

Comparison and Overview Table

Control Units	5
---------------------	---

CENTRAL CONTROL UNITS

WS1000 Connect	6
WS1000 Style	6
WS1 Style	7
WS1000 Color	8
WS1 Color	8
Solexa II	9
<i>WLAN-Interface SOL</i>	
Solexa 230 V	9
Arexa 230 V	10
<i>Cable Set</i>	
PS8A	10

RADIO REMOTE CONTROLS, RADIO PUSH BUTTONS

Remo pro	10
Remo 8	11
RF-B2-UP Radio Push Button Interface	11

RADIO CONTROL UNITS, F-CON

Information Plug System F-Con	12
RF-Relays-ST	13
RF-Relays	13
RF-HE-ST	13
RF-MSG-ST	14
RF-MSG(2)-DST	14
RF-MSG	14
RF-VM	14
RF-L PWM-ST	15
RF-L LED-ST	15
RF-L-DST 1-10 V	15
RF-L-DST DALI	16
RF-L-UP 1-10 V	16
RF-Router	16
RF-Antenna	16

Comparison and Overview Table

Radio Dimmers	17
---------------------	----

RADIO SENSORS

WGT	18
WGTH gl, WG AQS/TH gl	18
WGTH-UP	18

WEATHER SENSORS FOR CONTROL UNITS

P04i-GPS	18
P03i-GPS	19
P03/3 Replacement Weather Station	19

ACCESSORIES CONTROLS

Adapter Plugs WS1000 Color/Style	19
Adapter plates WS1000 Color/WS1 Color/ WS1000 Connect	19
Surface-mounted housing WS1 Color, Style	20
Surface Mount Housing Indoor Sensors	20
Charging Set Solexa II-Display/Remo pro	20
Connection lines	20
Mains line	20



CONVENTIONAL BUILDING TECHNOLOGY, INSTALLATION TECHNOLOGY

SENSORS WITH SWITCHING OUTPUT

RW-PF	22
Leak	22

CONVERTER

GPS-DCF-Converter	22
-------------------------	----

MOTOR CONTROL UNITS

Comparison and Overview Table	23
IMSG 230 compact	23
IMSG-UC	24
MSG1 compact	24

GROUP CONTROL RELAYS AND COUPLING RELAYS

Comparison and Overview Table	25
-------------------------------------	----

Group Control Relays

GS-2DST	25
WGGS-2	26
WG-N-GS-4 and WGGS-4	26
WGGS-2/4-H	27

Relays for Coupling and Potential Isolation

RACDC-H AC/DC relays	27
Potential-free relays	28

POWER SUPPLY UNITS

24 V DC network devices	29
WGDC	29

MODBUS & RS485

MODBUS-SENSORS

eTR 101 Modbus	31
Sewi Modbus	31
P03/3-Modbus	31
S0250-UI Modbus	31
TH-AP Modbus	32

RS485-SENSORS

Suntracer RS485 pro Weather Station	32
P04/3-RS485 Weather Stations	32
P03/3-RS485 Weather stations	32

KNX

GLASS BUTTON

Nunio KNX M-T	34
---------------------	----

SERIES eTR KNX

KNX eTR 101, KNX eTR 101-BA2	34
KNX eTR 102 FC	34
KNX eTR 201/202 Sunblind.....	35
KNX eTR 205/206, KNX eTR 208	35
KNX eTR M Push Buttons.....	36
KNX eTR MultiTouch Light/Sunblind.....	36
KNX eTR gl	36

ROOM CONTROLLERS & SENSORS

For Frames 55 mm

Cala Touch KNX.....	37
KNX AQS/TH-UP Touch & gl	37
KNX VOC/TH-UP Touch	38
KNX TH-UP Touch, KNX TH-UP gl.....	38
KNX T-L-Pr-UP Touch	38
KNX T-UP Touch, KNX T-UP gl.....	39
Cala KNX T 101/201/202	39
KNX T-UP	40
KNX T-Objekt-UP	40
Cala KNX MultiTouch T	40
Cala KNX M-T Push Buttons	41
Cala KNX IL	41

For Swiss System

Cala Touch KNX CH	42
KNX AQS/TH-UP Touch & gl CH	43
KNX VOC/TH-UP Touch CH	43
KNX TH-UP Touch CH, KNX TH-UP gl CH....	44
KNX T-L-Pr-UP Touch CH.....	44
Cala KNX T 101/201/202 CH	45
KNX T-UP Touch CH, KNX T-UP gl CH.....	44
Cala KNX MultiTouch T CH.....	45
Cala KNX M-T CH Push Buttons.....	46
Cala KNX IL CH	46

ROOM CONTROLLERS, CONTROLS

CasaConnect KNX Building Control.....	47
Fabro KNX	47
KNX Touch One Style	47
KNX WS1000 Style.....	48
Corlo Touch KNX 5in.....	48
Corlo Touch KNX	49
Frame Corlo.....	49

Comparison and Overview Table

KNX Devices with Touch Display	50
--------------------------------------	----

INDOOR SENSORS

Sewi KNX.....	52
Intra-Sewi KNX, Mini-Sewi KNX.....	53
KNX B8-TH Interface.....	54
<i>T-NTC-ST, TH-UP basic</i>	

KNX T-UN	54
KNX T6-UN-B4.....	54
<i>T-100, T-130</i>	
Salva KNX.....	55
Leak KNX, Leak KNX basic.....	55

WEATHER & OUTDOOR SENSORS

Comparison and Overview Table

KNX Weather Stations.....	56
Suntracer KNX pro.....	58
Suntracer KNX sl.....	58
P04-KNX-GPS	59
sl-Weather sensors	59
Suntracer KNX-GPS	59
Weather sensors.....	60
Windancer KNX.....	61

Comparison and Overview Table

KNX Outdoor Sensors.....	61
Vari KNX	62
KNX PY.....	62
KNX T-AP, KNX TH65-AP	62
KNX I4-ERD, TH-ERD	63
KNX SO250	63

ACTUATORS

Actuators for lighting (DALI)

KNX DALI L4 bc 16 A.....	64
KNX DALI L1 & L2 ind/gr/bc.....	64

Actuators for Heating/Cooling

KNX K4, KNX K8.....	64
---------------------	----

Actuators for Doors/Gates

KNX A3-B2.....	65
----------------	----

Comparison and Overview Table

Switching Actuators.....	65
--------------------------	----

Switching Actuators

KNX R1-B4 compact.....	65
KNX R4, KNX R8.....	66

Actuators for drives or consumers

KNX S1R-B4 compact.....	66
KNX S1R-UP.....	66
KNX S1-BA4.....	66
KNX S1E-UP.....	67
KNX S4-B10, KNX S2-B6, KNX S1-B2	67
KNX S2-B6-AP	67

Actuators for 230 V AC drives

KNX S	68
-------------	----

Actuators for 24 V DC drives

KNX S1R-BA4-UP 24 V	68
KNX S4-B12 24 V	68

Actuators for drives with 3 limit switches

KNX S4-B12 DES	69
----------------------	----

Comparison and Overview Table

Actuators for Drives/Multifunctional.....	70
---	----

POWER SUPPLY UNITS

KNX PS 640 (USB).....	72
KNX KNX PS 640+	72
KNX PS 640 IP.....	72
KNX PS640 4U.....	72
KNX PS640-IP 2U.....	73

INTERFACES, COUPLERS

IP KNX Interface	73
KNX B4 Universal.....	73
KNX CP TP.....	73
KNX CP IP	74

KNX RF

KNX RF LC-TP	74
KNX RF-MSG-ST, KNX RF-MSG(2)-DST	74
KNX RF S1R-B2 compact.....	75
KNX RF R1-B2 compact.....	75
Remo KNX RF.....	75
KNX RF USB Stick.....	75

ACCESSORIES

SENSORS INPUTS

T-NTC	77
-------------	----

INSTALLATION ACCESSORIES







eTR Surface Mount Housing	77
ST Power Plug Connector Set	77

FOR MOUNTING OF WEATHER STATIONS


Worm Drive Hose Clips.....	77
Stainless steel mounting strap	77
Mounts for Weather Stations	78

CONTROL
SYSTEMS FOR
BUILDINGS,
CONSERVATORIES
AND PATIO ROOFS

CONTROL UNITS FOR BUILDINGS, CONSERVATORIES & PATIO ROOFS

						
NAME	WS1000 CONNECT	WS1000 STYLE (COLOR)	WS1 STYLE (COLOR)	SOLEXA II	SOLEXA	AREXA
Item number	60241-60244, 60246	Style: 60201-60204, 60206-60209, 60214 Color: 60121-60128	Style: 60180-60189, 60194 Color: 60135-60142, 60145, 60146	10144, 10150	10110, 10130-10131	10115
Product info on ...	Page 6	Page 6 & 8	Page 7 & 8	Page 9	Page 9	Page 10
Type	Central Unit	Central Unit	Central Unit	Radio control system	Shading control	Window control
Wired Outputs	4-10x Drive, 4x Multifunction	4-10x Drive, 4x Multifunction	0-4x Drive, 2x Multifunction	1x Drive	1x Drive	1x Drive
Wired Inputs	4x Multifunction 10x wall push buttons	4x Multifunction 10x wall push buttons	2x Multifunction 4x wall push buttons	–	–	–
Radio Outputs	32 input/output channels for remote control, push buttons, sensors & actuators	32 input/output channels for remote control, push buttons, sensors & actuators	32 input/output channels for remote control, push buttons, sensors & actuators	16x radio actuator	–	–
Radio Inputs	–	–	–	32 (Remote control, push buttons, sensors)	Remote control	Remote control
Room sensors inclusively	Outdoor sensor for temperature, air humidity	Outdoor sensor for temperature, air humidity	Indoor sensor for temperature, humidity	Indoor sensor for temperature	Indoor sensor for temperature	Indoor sensor for temperature
Room sensors optional	Outdoor sensor for temperature, air humidity (& CO2)	Outdoor sensor for temperature, air humidity (& CO2)	Outdoor sensor for temperature, air humidity (& CO2)	Outdoor sensor for temperature, air humidity (& CO2)	–	–
Weather sensors inclusively	temperature, brightness, wind velocity, precipitation	temperature, brightness, wind velocity, precipitation	temperature, brightness, wind velocity, precipitation	temperature, brightness, wind velocity, precipitation	temperature, brightness, wind velocity, precipitation	temperature, brightness, wind velocity, precipitation
Interfaces	LAN/WLAN (integrated)	–	–	WLAN for app usage (optional)	–	–
Control for:						
Window	✓	✓	✓	✓	–	✓
Awning	✓	✓	✓	✓	✓	–
Blind	✓	✓	✓	✓	✓	–
Shutter	✓	✓	✓	✓	✓	–
Heating	✓	✓	✓	✓	–	–
Cooling	✓	✓	✓	–	–	–
Alarm signal	✓	✓	✓	–	–	–
Ventilation devices	✓	✓	✓	–	–	–
Gutter heating	✓	✓	✓	✓	–	–
Light	✓	✓	✓	✓	–	–
Motion detector	✓	✓	✓	–	–	–
Smoke detector	✓	✓	✓	–	–	–
SD Card	✓	✓	✓ (only WS1 Style)	–	–	–
Calculation of the position of the sun	✓	✓	✓	–	–	–

CENTRAL CONTROL UNITS



WS1000® Connect Building/Conservatory Controls

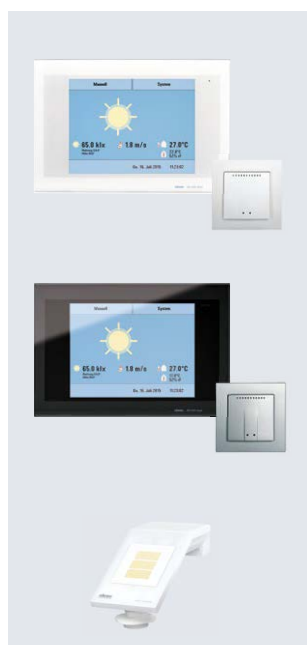
- Complete system comprising central unit, weather station and indoor sensor
- Central unit:**
- Available for 4, 6, 8 or 10 drive outputs (for awning, blind, shutter, window, sliding door). Drive outputs 230 V or potential-free (PF version)
 - 4 multifunctional outputs (for heating, cooling, ventilation, alarm, light, gutter heating)
 - 4 multifunctional inputs (for motion or smoke detector, door contact, binary contact, switch signal of a heating / cooling system a camera or for reset)
 - 10 connections for external push buttons
 - 32 radio channels (for Elsner RF remote control, RF push buttons, RF actuators, RF sensors), Radio frequency 868.2 MHz, Elsner RF
 - SD card slot for images (slideshow) and backup of settings
 - Network connection (LAN or WLAN, including Internet connection) for surfing, use of the WS1000 Connect App on mobile devices, remote diagnostics
 - Integrated speakers (4 tweeters, 1 full-range loudspeaker)

- Colour touch display 10.1 inches, real glass surface. Housing plastic
 - Flush- / cavity wall mounting
 - Approx. 279 × 185 (W × H, mm), mounting depth approx. 29 mm, concealed box approx. 254 × 171 × 85 (W × H × D, mm)
 - Colour black glossy
 - Supply: 230 V AC, 50 Hz
- Weather station P04i-GPS:**
- With brightness sensor, wind speed sensor, heated precipitation sensor, outdoor temperature sensor and GPS receiver (internat. time signal, position)
 - For wall / pole mounting, IP 44, approx. 62 × 71 × 152 (W × H × D, mm)
 - Colour white
- Indoor sensor WGTH gl:**
- For temperature and air humidity
 - Wall mounting in a socket. Frame included
 - Glass surface, colour pure white RAL 9010

Optional accessories:

Radio remote controls	p. 11
Radio control modules	p. 13
Radio sensors	p. 18
Weather sensors	p. 18

N° 60241	WS1000 Connect-4 , 4 drive outputs	X1
N° 60242	WS1000 Connect-6 , 6 drive outputs	X1
N° 60243	WS1000 Connect-8 , 8 drive outputs	X1
N° 60244	WS1000 Connect-10 , 10 drive outputs	X1
N° 60246	WS1000 Connect-10 PF , 10 potential-free drive outputs	X1



WS1000® Style Building/Conservatory Controls

- Complete system comprising central unit, weather station and indoor sensor WGTH-UP
- Available in 2 colours: „white“ (central unit white / grey, indoor sensor white glossy), „black“ (central unit dark grey / black, indoor sensor aluminium matt). Weather station always white.
- Central unit:**
- Available for 4, 6, 8 or 10 drive outputs (for awning, blind, shutter, window, sliding door). Drive outputs 230 V or potential-free (PF version)
 - 4 multifunctional outputs (for heating, cooling, ventilation, alarm, light, gutter heating)
 - 4 multifunctional inputs (for motion or smoke detector, door contact, binary contact, switch signal of a heating / cooling system a camera or for reset)
 - 10 connections for external push buttons
 - 32 radio channels (for Elsner RF remote control, RF push buttons, RF actuators, RF sensors), Radio frequency 868.2 MHz, Elsner RF

- SD card slot for images (slideshow) and backup of settings
 - Colour touch display 8.4 inches, real glass surface
 - Flush-/cavity wall mounting
 - Approx. 270 × 185 (W × H, mm), mounting depth approx. 9 mm, concealed box approx. 254 × 171 × 85 (W × H × D, mm)
 - Supply: 230 V AC
- Weather station P04i-GPS:**
- With brightness sensor, wind speed sensor, heated precipitation sensor, outdoor temperature sensor and GPS receiver (internat. time signal, position)
 - For wall / pole mounting, IP 44, approx. 62 × 71 × 152 (W × H × D, mm)
- Indoor sensor WGTH-UP:**
- For temperature and air humidity
 - Installation in a socket. Frame included

WS1000 Style continued on next page

Continued from WS1000 Style

Optional accessories:

Radio remote controls	p. 11
Radio control modules	p. 13
Radio sensors	p. 18
RF-Antenna	p. 16
Weather sensors	p. 18
Adapter plugs	p. 19

N° 60201	WS1000 Style-4 white, 4 drive outputs	X1
N° 60202	WS1000 Style-6 white, 6 drive outputs	X1
N° 60203	WS1000 Style-8 white, 8 drive outputs	X1
N° 60204	WS1000 Style-10 white, 10 drive outputs	X1
N° 60206	WS1000 Style-4 black, 4 drive outputs	X1
N° 60207	WS1000 Style-6 black, 6 drive outputs	X1
N° 60208	WS1000 Style-8 black, 8 drive outputs	X1
N° 60209	WS1000 Style-10 black, 10 drive outputs	X1
N° 60214	WS1000 Style-10 PF white, 10 potential-free drive outputs	X1

WS1® Style Building/Conservatory Controls

- Complete system comprising central unit (with integrated sensor for temperature and humidity) and weather station
- Available in 2 colours: „white“ (white / grey), „black“ (dark grey / black).
Weather station always white

Central unit:

- Available with 1, 2, 3 or 4 drive outputs (for awning, blind, shutter, window, sliding door) or without drive outputs. Drive outputs 230 V or potential-free (PF version)
- 2 multifunctional outputs (for heating, cooling, ventilation, alarm, light, gutter heating)
- 2 multifunctional inputs (for motion or smoke detector, door contact, binary contact, switch signal of a heating/cooling system, a camera or for reset)
- 4 connections for external push buttons
- 32 radio channels (for Elsner RF remote control, RF push buttons, RF actuators, RF sensors), Radio frequency 868.2 MHz, Elsner RF

- SD card slot for images (slideshow) and backup of settings
- Colour touch display 5.7 inches, real glass surface
- Flush- / cavity wall mounting (housing for surface mounting available separately)
- Approx. 181 × 131 (W × H mm), mounting depth approx. 8 mm, concealed box approx. 172 × 122 × 81 (W × H × D, mm)
- Supply: 230 V AC, 50 Hz

Weather station P04i-GPS:

- With brightness sensor, wind speed sensor, heated precipitation sensor, outdoor temperature sensor and GPS receiver (internat. time signal, position)
- For wall / pole mounting, IP 44, approx. 62 × 71 × 152 (W × H × D, mm)

N° 60180	WS1 Style-0 white, without drive outputs	X1
N° 60181	WS1 Style-1 white, 1 drive output	X1
N° 60182	WS1 Style-2 white, 2 drive outputs	X1
N° 60183	WS1 Style-3 white, 3 drive outputs	X1
N° 60184	WS1 Style-4 white, 4 drive outputs	X1
N° 60185	WS1 Style-0 black, without drive outputs	X1
N° 60186	WS1 Style-1 black, 1 drive output	X1
N° 60187	WS1 Style-2 black, 2 drive outputs	X1
N° 60188	WS1 Style-3 black, 3 drive outputs	X1
N° 60189	WS1 Style-4 black, 4 drive outputs	X1
N° 60194	WS1 Style-4 PF white, 4 potential-free drive outputs	X1

Optional accessories:

Radio remote controls	p. 11
Radio control modules	p. 13
Radio sensors	p. 18
RF-Antenna	p. 16
Weather sensors	p. 18
Surface-mounted housing, N° 60157	p. 20

**Optional accessories:**

Radio remote controls	p. 11
Radio control modules	p. 13
Radio sensors	p. 18
RF-Antenna	p. 16
Weather sensors	p. 18
Adapter plugs	p. 19

WS1000® Color Building/Conservatory Controls

- Complete system comprising central unit, weather station and WGTH-UP indoor sensor
- Available in 2 colours: „white“ (central unit white / grey glossy, WGTH-UP white glossy), „alu“ (central unit white aluminium / graphite glossy, WGTH-UP aluminium matt). Weather station always white.

Central unit:

- Available for 4, 6, 8 or 10 drive outputs (for awning, blind, shutter, window, sliding door). Drive outputs 230 V
- 4 multifunctional outputs (for heating, cooling, ventilation, alarm, light, gutter heating)
4 multifunctional inputs (for motion or smoke detector, door contact, binary contact, switch signal of a heating/cooling system a camera or for reset)
- 10 connections for external push buttons.
- 32 radio channels (for Elsner RF remote control, RF push buttons, RF actuators, RF sensors), Radio frequency 868.2 MHz, Elsner RF

- SD card slot for images (slideshow) and backup of settings
- Colour touch display 8.4 inches
- Flush-/cavity wall mounting
- Housing plastic, partly painted
- Approx. 250 × 182 × 43, concealed box approx. 235 × 169 × 62 (W × H × D, mm), 50 Hz
- Supply: 230 V AC

Weather station P04i-GPS:

- With brightness sensor, wind speed sensor, heated precipitation sensor, outdoor temperature sensor and GPS receiver (internat. time signal, position)
- For wall / pole mounting, IP 44, approx. 62 × 71 × 152 (W × H × D, mm)

Indoor sensor WGTH-UP:

- For temperature and air humidity
- Installation in a socket. Frame included

N° 60121	WS1000 Color-4 white, 4 drive outputs	X1
N° 60122	WS1000 Color-6 white, 6 drive outputs	X1
N° 60123	WS1000 Color-8 white, 8 drive outputs	X1
N° 60124	WS1000 Color-10 white, 10 drive outputs	X1
N° 60125	WS1000 Color-4 alu, 4 drive outputs	X1
N° 60126	WS1000 Color-6 alu, 6 drive outputs	X1
N° 60127	WS1000 Color-8 alu, 8 drive outputs	X1
N° 60128	WS1000 Color-10 alu, 10 drive outputs	X1

**WS1® Color Building/Conservatory Controls**

- Complete system comprising central unit (with integrated sensor for temperature and humidity) and weather station
- Available in 2 colours: „white“ (white / grey glossy), „alu“ (white aluminium / graphite glossy). Weather station always white

Central unit:

- Available with 1, 2, 3 or 4 drive outputs (for awning, blind, shutter, window, sliding door) or without drive outputs. Drive outputs 230 V.
- 2 multifunctional outputs (for heating, cooling, ventilation, alarm, light, gutter heating)
- 2 multifunctional inputs (for motion or smoke detector, door contact, binary contact, switch signal of a heating/cooling system a camera or for reset)
- 4 connections for external push buttons

- 32 radio channels (for Elsner RF remote control, RF push buttons, RF actuators, RF sensors), Radio frequency 868.2 MHz, Elsner RF
- Colour touch display 5.7 inches
- Flush-/cavity wall mounting (housing for surface mounting available separately)
- Housing plastic, partly painted
- Approx. 164 × 121 × 29, concealed box approx. 152 × 92 × 62 (W × H × D, mm)
- Supply: 230 V AC, 50 Hz

Weather station P04i-GPS:

- With brightness sensor, wind speed sensor, heated precipitation sensor, outdoor temperature sensor and GPS receiver (internat. time signal, position)
- For wall / pole mounting, IP 44, approx. 62 × 71 × 152 (W × H × D, mm)

WS1 Color continued on next page

Continued from WS1 Color

Optional accessories:

Radio remote controls	p. 11
Radio control modules	p. 13
Radio sensors	p. 18
RF-Antenna	p. 16
Weather sensors	p. 18
Surface-mounted housing, N° 60157	p. 20

N° 60145	WS1 Color-0 white, without drive outputs	X1
N° 60135	WS1 Color-1 white, 1 drive output	X1
N° 60136	WS1 Color-2 white, 2 drive outputs	X1
N° 60137	WS1 Color-3 white, 3 drive outputs	X1
N° 60138	WS1 Color-4 white, 4 drive outputs	X1
N° 60146	WS1 Color-0 alu, without drive outputs	X1
N° 60139	WS1 Color-1 alu, 1 drive output	X1
N° 60140	WS1 Color-2 alu, 2 drive outputs	X1
N° 60141	WS1 Color-3 alu, 3 drive outputs	X1
N° 60142	WS1 Color-4 alu, 4 drive outputs	X1

Solexa® II Radio Control System

- System for control of shadings (awnings, blinds, shutters), windows, lights, heaters
- Modular structure for maximum flexibility
- Display and weather station as set, additional displays available
- 1 wired connection to the weather station, 16 radio outputs for Elsner RF radio actuators
- 32 radio inputs for Elsner RF operating devices / sensors, e.g. remote control, external temperature measurement
- Radio frequency 868.2 MHz, Elsner RF
- Wi-Fi integration (for app usage) via optional interface SOL

Touch display:

- Radio control panel with Touch Display
- Integrated room temperature sensor

- For combination with weather station
- Housing for surface mounting, approx. 107 × 112 × 14 (W × H × D, mm)
- Integrated battery, charging via USB-2.0-Micro-B-cable

Weather station:

- Collection of temperature, precipitation, wind speed, brightness (1 sun sensor)
- GPS receiver
- Connection for 230 V motor (integrated motor control unit)
- For combination with Solexa II displays (up to 4 pieces)
- For wall / pole mounting, IP 44, approx. 96 × 77 × 118 (W × H × D, mm)
- Supply: 230 V AC

N° 10150	Solexa II-Set (1 weather station and 1 display)	X1
N° 10144	Solexa II-Display	X1

**Optional accessories:**

USB charging set, N° 10155	p. 20
Radio remote controls	p. 11
Radio control modules	p. 13
Wi-Fi Interface SOL	p. 13

Wi-Fi Interface SOL

- Communication Interface for Solexa II weather station for wireless networks
- Required for use of Solexa II Mobile App on smartphone or tablet
- Solexa II Mobile App enables the manual operation of drives and devices in the Solexa II system and the display of measured values

N° 10154	Wi-Fi Interface SOL	X1
----------	----------------------------	----



Solexa II Mobile App for Android 4.0.3 and for Apple iOS 8.0 and up

Solexa 230 V Shading Control

- Complete system for control of an awning (resp. a group of awnings) or blind (resp. a group of blinds)
- Display and Weather station as a set

Display:

- Radio control panel with integrated temperature sensor
- Housing for surface mounting, approx. 103 × 98 × 28 (W × H × D, mm), housing plastic, available in 3 colours
- Supply: 2 × batteries / storage batteries AA

Weather station:

- Collection of temperature, precipitation, wind speed, brightness (1 sun sensor)
- Connection to 230 V-Motor (integrated motor control unit)
- For wall / pole mounting, IP 44, approx. 96 × 77 × 118 (W × H × D, mm)
- Supply: 230 V AC, 50 Hz

N° 10110	Solexa 230 V white matt (similar to RAL 9016)	X1
N° 10130	Solexa 230 V aluminium matt brush finished	X1
N° 10131	Solexa 230 V pearl dark grey matt brush finished	X1

**Optional accessories:**

Radio remote controls	p. 11
Connection cable set	p. 10

**Optional accessories:**

Radio remote controls	p. 11
Connection cable set	p. 10

Arexa® 230 V Windows Control

- Complete system for control of a window (resp. a group of windows)
- Display and Weather station as a set

Display:

- Radio control panel with integrated temperature sensor
- Housing for surface mounting, approx. 103 × 98 × 28 (W × H × D, mm), housing plastic white
- Supply: 2 × batteries/storage batteries AA

Weather station:

- Collection of temperature, precipitation, wind speed, brightness (1 sun sensor)
- Connection to 230 V-Motor (integrated motor control unit)
- For wall / pole mounting, IP 44, approx. 96 × 77 × 118 (W × H × D, mm)
- Supply: 230 V AC, 50 Hz

N° 10115	Arexa 230 V white matt (similar to RAL 9016)	X1
----------	---	----

**Connection Cable Set for Solexa® or Arexa®**

- For simplified connection of the controls via a mains socket
- Mains cable with shock-proof plug and cable for drive connection with STAK 3 connector (approx. 6 m)

N° 10113	Cable Set for Solexa/Arexa	X1
----------	-----------------------------------	----

**Optional accessories:**

Mounting Arms/mounts	p. 78
----------------------	-------

PS8A Evaluation Unit for Weather Data

- System for recording, processing and forwarding of weather data (e.g. for PLC, computer or relay controllers)
- Threshold values for sun, temperature, wind, rain alarm, twilight detection, week timer
- All parameters can be linked by AND or OR
- Alarm message in case of incorrect data
- Set with evaluation unit, weather station and indoor temperature sensor

Weather station:

- Wind speed sensor, heated precipitation sensor, 3 brightness sensors (east, south, west), temperature sensor and GPS receiver

- For wall / pole mounting, IP 44, approx. 96 × 77 × 118 (W × H × D, mm)
- Supply: 24 V AC

Evaluation unit:

- 8 adjustable relay outputs
- For installation on DIN rail (device width: 6 units) with display and push buttons
- Approx. 105 × 90 × 60 (W × H × D, mm)
- Supply: 230 V AC, 50 Hz

Indoor temperature sensor T-KTY82:

- Length of sensor shell approx. 45 mm, Ø approx. 6 mm, cable length approx. 187 mm

N° 701	PS8A	X1
--------	-------------	----

RADIO REMOTE CONTROLS, RADIO PUSH BUTTONS

**Optional accessories:**

USB charging set, N° 10155	p. 20
----------------------------	-------

Remo® pro Radio Remote Control

- Radio hand-held transmitter with 32 channels (number depends on the device that is controlled)
- For Controls WS1/1000 Color / Style / Connect, Solexa II, Solexa and Arexa, KNX WS1000 Style and Touch One (Style)

For direct operation of ventilation units WL400/800 and WL-Z and of motor control units RF Relay, RF-L, RF MSG, RF-HE, RF-VM

- Functions: up / down / stop, on / off, dimming (depending on the device to control)
- Colour: Black glossy, housing plastic / real glass
- Approx. 64 × 122 × 14 (W × H × D, mm)
- Radio frequency: 868.2 MHz, Elsner RF
- Supply: Integrated lithium battery, charging via USB-2.0-Micro-B-charging set

N° 60522	Remo pro	X1
----------	-----------------	----



Remo® 8 Radio Remote Control

- Radio hand-held transmitter with 8 channels
 - For Controls WS1/1000 Color / Style / Connect, Solexa II, Solexa and Arexa, KNX WS1000 Style and Touch One (Style)
 - For direct operation of ventilation units WL400 / 800 and WL-Z and of motor control units RF Relay, RF-L, RF MSG, RF-HE, RF-VM
 - Functions: up / down / stop, on / off , dimming (depending on the device to control)
- Available in 2 colours: "white" (white / grey), "Aluminium" (white aluminium / graphite). Housing plastic (partly painted)
 - Hand-held transmitter approx. 41 × 140 × 21
 - With magnetic wall-mounting, approx. 54 × 150 × 11 (W × H × D, mm)
 - Radio frequency: 868.2 MHz, Elsner RF
 - Power supply: 3 V battery type CR2032

N° 60511	Remo 8 white	X1
N° 60512	Remo 8 alu	X1



RF-B2-UP Push Button Interface

- Connections for 2 wall push buttons (up/down or on/off)
 - For Controls WS1 / 1000 Color / Style / Connect, Solexa II, Solexa and Arexa, KNX WS1000 Style and Touch One (Style)
 - For direct operation of ventilation units WL400/800 and WL-Z and of motor control units RF Relay, RF-L, RF-MSG, RF-HE, RF-VM
- Approx. 38 × 47 × 29 (W × H × D, mm)
 - Connection lead 300 mm, can be extended up to 10 m
 - Radio communication, Radio frequency 868.2 MHz
 - Power supply: 3 V battery type CR2032

N° 60540	RF-B2-UP	X1
----------	-----------------	----

RADIO CONTROL UNITS – F-CON PLUG SYSTEM

With the radio motor control units of the plug system F-Con, drives of shutters, blinds, awnings and windows are easily controlled with a radio remote control! Other Elsner radio modules (relays, dimmer) can also be integrated.

The plug system offers maximum comfort for the user with minimum installation costs!

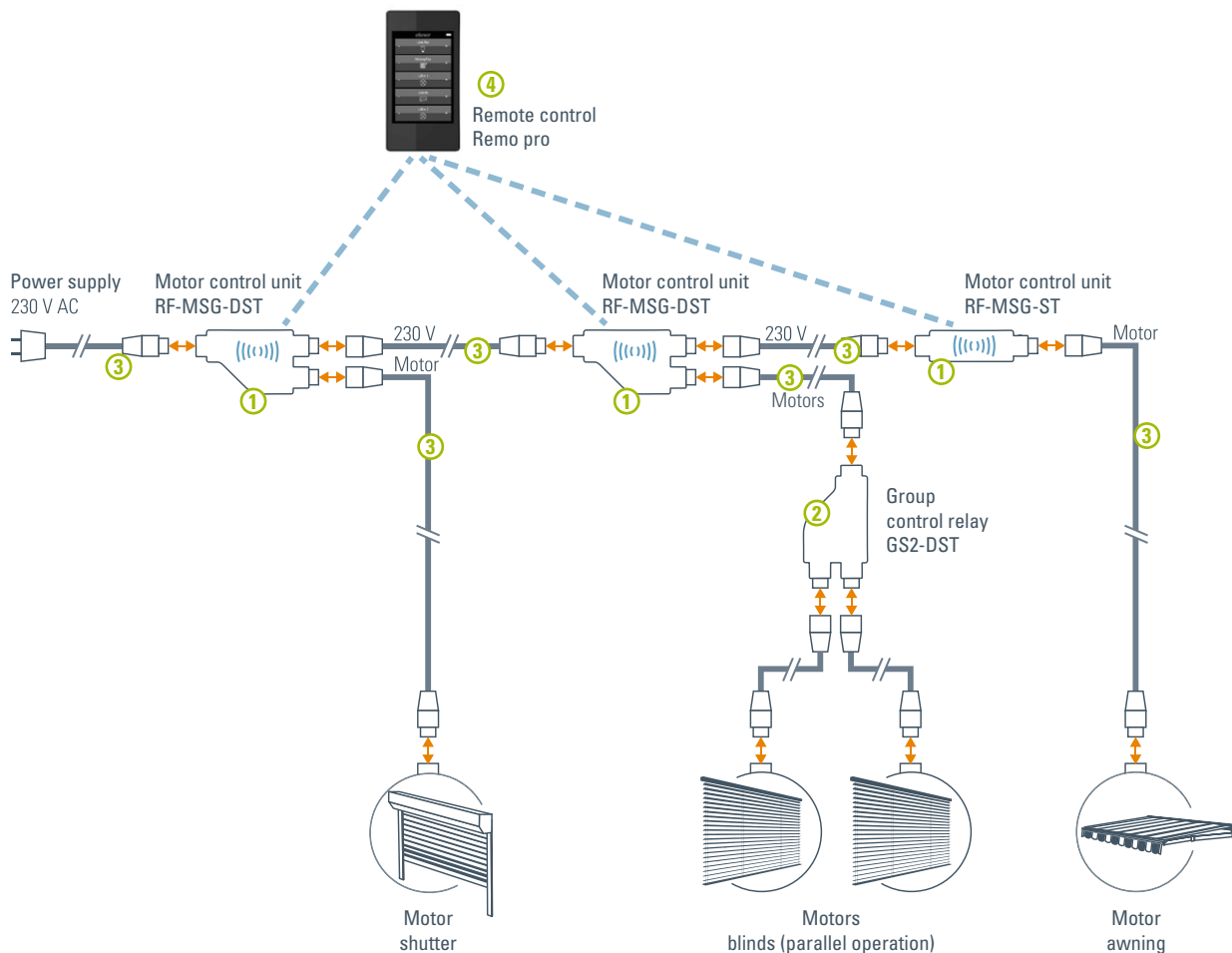
F-Con[®]
Fast Connect by Elsner

IDEAL FOR CLEAN UPGRADES AND RENOVATION:



- Quick and easy to install using an adapter plug (STAK/STAS plug instead of connectors and wires).
- Compact design for mounting, e.g. in shutter cases, makes additional junction boxes redundant.
- Usable with all 230 V motors with standard four-wire connection (up/down), regardless of the manufacturer.
- No radio motors needed.

EASY-TO-ORDER INSTALLATION ACCESSORIES:

- Suitable mains supply lines with protective contact plugs for fast start-up without interference in the electric installation. The fixed connection to the home mains network can be performed by an electrician at a later time.
- Pre-made connection lines for motor control units and motors of different lengths are available.
- Group control relay GS2-DST for parallel operation of two drives without an integrated isolating relay.



F-Con compatible devices and where you can find them:

- | | |
|--|-------|
| ① Pluggable Radio Modules Chapter Radio Control Units: All F-Con modules are marked with  | p. 13 |
| ② Pluggable Group Control Relay Chapter Relays: Group Control Relay GS2-DST is marked with  | p. 25 |
| ③ Pre-made Connection Lines Chapter Accessories: STAK/STAS Connection Lines and Mains Line | p. 20 |
| ④ Remote Control and further options for manual operation Chapter Radio Remote Controls, Radio Push Buttons | p. 10 |
| Central control units for automatic control Chapter Control Units for Buildings and Conservatories | p. 6 |

RADIO CONTROL UNITS, F-CON

Optional accessories for all radio control units:

Radio Remote Controls

p. 10

STAK/STAS Connection Lines and Mains Line

p. 20

Central Controls for Buildings, Conservatories

p. 6



Radio Relay RF-Relais-ST

- Switching relay for 1 consumer, max. 16 A/230 V, suitable for 1-stage heaters
- Direct manual control with remote controls Remo 8/pro, push button interface RF-B2-UP
- Automatic control via WS1 / WS1000 Color / Style (version 1.20 and higher), WS1000 Connect, Solexa II
- Housing with STAK 3 connector and STAS3 plug

- Supply: 230 V AC, 50 Hz
- Radio frequency 868.2 MHz, Elsner RF

RF-Relais-ST IP53:

- IP 53, approx. 147 × 36 × 29 (W × H × D, mm)

RF-Relais-ST IP54:

- IP 54, approx. 147 × 49 × 32 (W × H × D, mm)

N° 60536	RF-Relais-ST IP53	X1
N° 60568	RF-Relais-ST IP54	X1



Radio Relay RF-Relais

- Switching relay for 1 consumer
- Direct manual control with remote controls Remo 8/pro, push button interface RF-B2-UP
- Automatic control via WS1 / WS1000 Color / Style / Connect, Solexa II

- Potential-free NO contact
- Installation in a socket
- Approx. 38 × 47 × 29 (W × H × D, mm)
- For WS1000 as of version 1.03

- Supply: 230 V AC, 50 Hz
- Radio frequency 868.2 MHz, Elsner RF

RF-Relais-UP:

- Switches max. 2 A/230 V

RF-Relais-N (Discontinued item):

- Switches max. 10 A/230 V
- „Adapter plug“ for shockproof socket outlet CEE 7/4
- Approx. 54 × 86 × 80 (W × H × D, mm)
- For WS1 / 1000 as of version 1.20

N° 60534	RF-Relais-UP potential-free	X1
N° 60530	RF-Relais-N 230 V output	Discontinued item X1



Radio Heating Module RF-HE-ST

- For radiant heater with 2 heating levels (4-wire connection) 50%, 100%, maximum of 8 A per level
- Direct manual control with remote controls Remo 8/pro, push button interface RF-B2-UP
- Automatic control via WS1 / WS1000 Color / Style (version 1.818 and higher), WS1000 Connect, Solexa II
- Housing with STAS3 plug / STAK3 coupling

- Supply: 230 V AC, 50 Hz
- Radio frequency 868.2 MHz, Elsner RF

RF-HE-ST IP53:

- IP 53, approx. 147 × 36 × 29 (W × H × D, mm)

RF-HE-ST IP54:

- IP 54, approx. 147 × 49 × 32 (W × H × D, mm)

N° 60546	RF-HE-ST IP53	X1
N° 60569	RF-HE-ST IP54	X1



RF-MSG-ST Wireless Motor Control Units **F-Con**

- Actuator for 1 drive (230 V AC / max. 4 A)
- Direct manual control with remote controls Remo 8/pro, push button interface RF-B2-UP
- Automatic control via WS1 / WS1000 Color / Style (version 1.20 and higher), WS1000 Connect, Solexa II
- Housing with STAK 3 connector and STAS3 plug
- Supply: 230 V AC, 50 Hz
- Radio frequency 868.2 MHz, Elsner RF

RF-MSG-ST IP53:

- IP 53, approx. 147 × 36 × 29 (W × H × D, mm)

RF-MSG-ST IP54:

- IP 54, approx. 147 × 49 × 32 (W × H × D, mm)

N° 60535	RF-MSG-ST IP53	X1
N° 60543	RF-MSG-ST IP54	X1



RF-MSG(2)-DST Wireless Motor Control Units **F-Con**

- Actuators for drives
- Direct manual control with remote controls Remo 8/pro, push button interface RF-B2-UP
- Automatic control via WS1 / WS1000 Color / Style (version 1.20 and higher), WS1000 Connect, Solexa II
- Housing with STAK 3 connector and STAS3 plug
- Approx. 149 × 72 × 29 (W × H × D, mm)
- Supply: 230 V AC, 50 Hz
- Radio frequency 868.2 MHz, Elsner RF

RF-MSG-DST

- Actuator for 1 drive (230 V AC / max. 4 A)

- Mains output to supply additional motor control units (loop-through function)

RF-MSG2-DST

- Actuator for 2 drives (230 V AC), controlled separately

N° 60541	RF-MSG-DST F-Con	X1
N° 60542	RF-MSG2-DST F-Con	X1



RF-MSG Wireless Motor Control Units for flush mounting

- Actuator for 1 drive (230 V AC / max. 4 A)
- Direct manual control with remote controls Remo 8/pro, push button interface RF-B2-UP
- Automatic control via WS1 / WS1000 Color / Style (version 1.20 and higher), WS1000 Connect, Solexa II
- For installation in a socket, with Up / Down terminals
- Dimensions approx. 38 × 47 × 29 (W × H × D, mm)
- Supply: 230 V AC, 50 Hz
- Radio frequency 868.2 MHz, Elsner RF


RF-MSG:

- Drive output 230 V AC

RF-MSG-PF:

- Drive output potential-free

N° 60532	RF-MSG	X1
N° 60533	RF-MSG-PF potential-free	X1



RF-VM Wireless Ventilation Module

- Module for speed control of a supply air / exhaust air unit or a fresh air / heating combination (products of other manufacturers)
- Direct manual control with remote controls Remo 8/pro, push button interface RF-B2-UP
- Automatic control via WS1 / WS1000 Color / Style (version 1.597 and higher), WS1000 Connect
- 8 speed levels
- Flush mounting. Cover approx. 220 × 140 (W × H, mm), mounting depth approx. 3 mm. concealed box approx. 200 × 120 × 64 (W × H × D, mm)
- Supply: 230 V AC
- Radio frequency 868.2 MHz, Elsner RF

N° 60537	RF-VM	X1
----------	--------------	----



RF-L PWM-ST Wireless Dimmer for LED Lighting Bands **F-Con**

- Dimmer for up to 4 LED Lighting Bands 12 V DC / 24 V DC (LED strips) as a group
- Direct manual control with remote controls Remo 8/pro, push button interface RF-B2-UP
- Automatic control via WS1 / WS1000 Color / Style (version 1.8 and higher), WS1000 Connect, Solexa II
- Dimmer: Housing with STAS3 plug and STAK3 coupling
- Radio frequency 868.2 MHz, Elsner RF

RF-L PWM-ST IP53 Dimmer with Terminal Box (60548):

- Dimmer with terminal box for up to 4 LED strips (loadable up to max. at 24 V DC: 120 W / 5 A, at 12 V DC: 60 W / 5 A)
- Dimmer: IP 53, approx. 147 × 36 × 29 (W × H × D, mm)
- Terminal box: Surface-mounted housing, IP 55, approx. 109 × 39 × 44 (W × H × D, mm), cable length approx. 47 cm (+plug)

RF-L PWM-ST IP54 Dimmer with Terminal Box (60558):

- Dimmer with terminal box for up to 4 LED strips (loadable up to max. at 24 V DC: 120 W / 5 A, at 12 V DC: 60 W / 5 A)

- Dimmer: IP 54, approx. 147 × 49 × 32 (W × H × D, mm)
- Terminal box: Surface-mounted housing, IP 55, approx. 109 × 39 × 44 (W × H × D, mm), cable length approx. 47 cm (+plug)

Set with dimmer IP 53, terminal box and power supply unit (60549) (Discontinued item):

- Dimmer und terminal box like N° 60548
- 24 V DC power supply unit, max. 120 W / 5 A (100-240 V AC IN)
- STAS3 plug and STAK3 coupling
- Surface-mounted housing, IP 67, ca. 194 × 37 × 64 (W × H × D, mm), cable length approx. 14 cm (+plug)

Set with dimmer IP 54, terminal box and power supply unit (60549) (Discontinued item):

- Dimmer und terminal box like N° 60558
- 24 V DC power supply unit, max. 120 W / 5 A (100-240 V AC IN)
- STAS3 plug and STAK3 coupling
- Surface-mounted housing, IP 67, ca. 194 × 37 × 64 (W × H × D, mm), cable length approx. 14 cm (+plug)

N° 60548	RF-L PWM-ST IP53 Wireless Dimmer with terminal box	X1
N° 60558	RF-L PWM-ST IP54 Wireless Dimmer with terminal box	X1
N° 60549	RF-L PWM-ST IP53 Wireless Dimmer Set (terminal box+ power supply unit)	Discontinued X1
N° 60559	RF-L PWM-ST IP54 Wireless Dimmer Set (terminal box+ power supply unit)	Discontinued X1



RF-L LED-ST Radio Dimmer for LED **F-Con**

- Dimmer for 1 lamp (or a group of lamps) in conjunction with dimmable power supply units
- Universal dimmer mit automatic load recognition (phase angle control/phase sector control), loadable 20-300 W
- Direct manual control with remote controls Remo 8/pro, push button interface RF-B2-UP
- Automatic control via WS1 / WS1000 Color / Style (version 1.8 and higher), WS1000 Connect, Solexa II

- Housing with STAK 3 connector and STAS3 plug
- Supply: 230 V AC
- Radio frequency 868.2 MHz, Elsner RF


RF-L LED-ST IP53:

- IP 53, approx. 147 × 36 × 29 (W × H × D, mm)

RF-L LED-ST IP54:

- IP 54, approx. 147 × 49 × 32 (W × H × D, mm)

N° 60545	RF-L LED-ST IP53	X1
N° 60557	RF-L LED-ST IP54	X1



RF-L-DST 1-10 V Radio Dimmer for EVG and low voltage technology **F-Con**

- Dimmer for 1 lamp (or one group of lamps)
- For lamps with electronic enhanced voltage generator (EVG), LED converter or electronic power supply for low voltage systems
- 230 V switched output (16 A)
- 1-10 V control device
- Direct manual control with remote controls Remo 8/pro, push button interface RF-B2-UP
- Automatic control via WS1 / WS1000 Color / Style (version 1.818 and higher), WS1000 Connect, Solexa II
- Housing with STAK 3 connector and STAS3 plug
- Approx. 149 × 72 × 29 (W × H × D, mm)
- Supply: 230 V AC, 50 Hz
- Radio frequency 868.2 MHz, Elsner RF

N° 60561	RF-L-DST 1-10 V	X1
----------	------------------------	----



RF-L-DST DALI Radio Dimmer for DALI light control **F-Con**

- Dimmer for 1 lamp (or one group of lamps)
- DALI control for lamps with switching power supplies, electronic enhanced voltage generator (EVG) or electronic power dimmers
- 230 V switched output (16 A)
- DALI control output, broadcast operation
- Direct manual control with remote controls Remo 8/pro, push button interface RF-B2-UP
- Automatic control via WS1 / WS1000 Color / Style (version 1.818 and higher), WS1000 Connect, Solexa II
- Housing with STAK 3 connector and STAS3 plug
- Approx. 149 × 72 × 29 (W × H × D, mm)
- Supply: 230 V AC, 50 Hz
- Radio frequency 868.2 MHz, Elsner RF

N° 60562 **RF-L-DST DALI** X1



RF-L-UP 1-10 V Radio Dimmer for EVG and low voltage technology

- Dimmer for 1 lamp (or one group of lamps)
- For lamps with electronic enhanced voltage generator (EVG), LED converter or electronic power supply for low voltage systems
- 230 V switched output (6 A)
- 1-10 V control device (dimming 1-100%)
- Installation in a socket
- Approx. 50 × 50 × 54 (W × H × D, mm)
- Direct manual control with remote controls Remo 8/pro, push button interface RF-B2-UP
- Automatic control via WS1 / WS1000 Color / Style (version 1.818 and higher), WS1000 Connect, Solexa II
- Supply: 230 V AC
- Radio frequency 868.2 MHz, Elsner RF

N° 60547 **RF-L-UP 1-10 V** X1



RF-Router (Wireless Router)

- For WS1/1000 Color/Style/Connect
- Increases radio signal range
- For up to 16 wireless device, radio frequency 868.2 MHz
- Supply: 230 V AC
- Approx. 38 × 47 × 29 (W × H × D, mm)

RF-Router-UP:

- Installation in a socket

RF-Router-N:

- „Adapter plug“ for power outlet CEE 7/4
- Approx. 54 × 86 × 80 (W × H × D, mm)

N° 60531 **RF-Router-UP** X1

N° 60529 **RF-Router-N** X1









Additional Antenna

- For WS1/1000 Color/Style
- Improves reception / transmission intensity
- Connection at the display board
- Radio frequency 868.2 MHz, Elsner RF
- Total length of antenna with cable approx. 565 mm

N° 60131 **RF-Antenna** X1

SELECTION OF RADIO DIMMERS

Make sure that the lamps are dimmable and carefully select the right ballast. Then use the table to find the matching radio dimmer.

LAMP or ballast/transformer	CONTROL	SWITCHING CAPACITY	RADIO DIMMER	DESIGN	NUMBER	
DIM LIGHT						
Electronic transformer or LED ballast, dimmable from the 230 V mains side	Phase angle control/phase sector control	20 - 300 W (depending on the transformer also less than 20 W)	RF-L LED-ST	Adapter plug	60545 (IP53) 60557 (IP54) Page 15	 147 × 36 × 29 (mm) 147 × 49 × 32 (mm)
12...24 V LED strips/spotlights/ spots/power supplies	Pulse width modulation	maximum 120 W / 5 A at 24 V DC maximum 60 W / 5 A at 12 V DC	RF-L PWM-ST	ADAPTER PLUG	60548 (IP53) 60549 (Set) 60558 (IP54) 60559 (Set) Page 15	 147 × 36 × 29 (mm) 147 × 49 × 32 (mm)
All	DALI bus	16 A / 230 V AC	RF-L-DST DALI	Adapter plug	60562 Page 16	 149 × 72 × 29 (mm)
All	Control input 1-10 V	16 A / 230 V AC	RF-L-DST 1-10 V	Adapter plug	60561 Page 15	 149 × 72 × 29 (mm)
		6 A / 230 V AC	RF-L-UP 1-10 V	Build-in appliance	60547 Page 16	 50 × 50 × 54 (mm)
SWITCH LIGHT						
All	NO contact	16 A / 230 V AC	RF-Relais-ST	ADAPTER PLUG	60536 (IP53) 60568 (IP54) Page 13	 147 × 36 × 29 (mm) 147 × 49 × 32 (mm)
		2 A / 250 V AC	RF-Relais-UP	Build-in appliance	60534 Page 13	 38 × 47 × 29 (mm)


RADIO SENSORS



WGT Temperature Sensor

- Additional external temperature sensor for WS1 / 1000 Color / Style (version 1.51 and higher) WS1000 Connect, Solexa II
- Contact / feed probe for indoor/outdoor applications / IP 68), length approx. 20 mm, Ø approx. 6 mm, cable approx. 3 m
- Separate evaluation electronics for installation in a socket, approx. 38 × 47 × 24 (W × H × D, mm)
- Supply: 11...28 V DC
- Radio-communication, Frequency: 868.2 MHz, Elsner RF

N° 20552	WGT	X1
----------	------------	----



WGTH gl and WG AQS/TH gl Indoor Sensors

- Additional sensors for WS1 / 1000 Color / Style / Connect, Solexa II
- Plastic Housing, with glass surface
- For wall mounting in a socket, incl. frame (housing compatible with all 55 mm production frames)
- Supply: 11...28 V DC
- Radio communication, frequency 868.2 MHz, Elsner RF

WGTH gl:

- For temperature and air humidity
- Included in delivery WS1000 Connect

WG AQS/TH gl:

- For temperature, air humidity and CO₂

N° 20557	WGTH gl pure white RAL 9010	X1
N° 20559	WG AQS/TH gl pure white RAL 9010	X1



WGTH-UP Indoor Sensor

- Additional sensor for WS1 / 1000 Color / Style / Connect, Solexa II (included in delivery WS1000 Color/ Style)
- For temperature and humidity
- Plastic Housing, available in 2 colours: white glossy, aluminium matt
- For wall mounting in a socket, incl. frame (housing compatible with all 55 mm production frames)
- Supply: 11...28 V DC
- Radio communication, Radio frequency 868.2 MHz, Elsner RF

N° 20550	WGTH-UP white	X1
N° 20551	WGTH-UP aluminium coloured	X1

WEATHER SENSORS FOR CONTROL UNITS



P04i-GPS Weather Station

- With brightness sensor, wind speed sensor, heated precipitation sensor, outdoor temperature sensor and GPS receiver (internat. time signal, position)
- For KNX WS1000 Style and as spare part for weather stations of WS1 / 1000 Color / Style / Connect
- For wall / pole mounting, IP 44, approx. 62 × 71 × 152 (W × H × D, mm)
- Supply: 24 V DC

Optional accessories:

Mounting of Weather Stations p. 77

N° 30136	P04i-GPS	X1
----------	-----------------	----

**Optional accessories:**

Mounting of Weather Stations p. 77

P03i-GPS Wetterstation

- With brightness sensor, wind speed sensor, heated precipitation sensor, outdoor temperature sensor and GPS receiver (internat. time signal, position)
- For KNX WS1000 Style and as spare part for weather stations of WS1 / 1000 Color / Style
- For wall / pole mounting, housing for surface mounting, IP 44, approx. 96 × 77 × 118 (W × H × D, mm)
- Supply: 24 V DC

N° 30114	P03i-GPS	X1
----------	-----------------	----

**Optional accessories:**

Mounting of Weather Stations p. 77

P03/3 Replacement Weather Station

- With brightness sensor, wind speed sensor, heated precipitation sensor, outdoor temperature sensor and GPS receiver (time)
- Replacement for P00 (3-wire), P01 and P02 for controls WS1, WS10, WS20, WS1000, FS100 and PS8A
- For wall / pole mounting, housing for surface mounting, IP 44, approx. 96 × 77 × 118 (W × H × D, mm)
- Supply: 24 V DC

N° 30107	P03/3	X1
----------	--------------	----

ACCESSORIES CONTROLS

**Adapter Plugs for WS1000® Color/Style**

- Allows for separate mounting of display unit and power electronics
- WS1000 Color: Surface-mount of the display is possible
- (KNX) WS1000 Style: mounting with concealed box
- Connection with 8-wire / 12-wire cable (12-wire when using the KNX interface), installed on-site, e. g. J-Y(St) 6 × 2 × 0.8; max. length 10 m

N° 60130	Adapter Plugs WS1000 Color 2 pieces	X1
----------	--	----

**Adapter Plates for Conversion to Current WS1000® or WS1® Models****Adapter plate WS1000 Color:**

- For mounting WS1000 Color on top of the flush-mounted housing of WS1000 (version without touch display)

Adapter plates WS1000 Connect:

- For mounting WS1000 Connect on top of the flush-mounted housing of WS1000 (version without touch display) or WS1000 Color

- For conversion from WS1000 Style to WS1000
Connect no adapter plate is required, the flush-mounted housings are identical.

Adapter plate WS1 Color:

- For mounting WS1 Color on top of the flush-mounted housing of WS20

N° 60129	Adapter plate for conversion from WS1000 to WS1000 Color	X1
N° 60107	Adapter plate for conversion from WS1000 to WS1000 Connect	X1
N° 60109	Adapter plate for conversion from WS1000 Color to WS1000 Connect	X1
N° 60147	Adapter plate for conversion from WS20 to WS1 Color white	X1
N° 601471	Adapter plate for conversion from WS20 to WS1 Color aluminium coloured	X1



Surface-mounted Housing for WS1® Color & WS1® Style

- Housing for surface installation of WS1 Color or WS1 Style / KNX Touch One Style
- Also suitable for installation on top of the flush-mounted housing of WS20

N° 60155	Surface-mounted housing WS1 Color , white	X1
N° 60156	Surface-mounted housing WS1 Color , aluminium coloured	X1
N° 60157	Surface-mounted housing WS1 Style	X1



Surface Mount Housing for Indoor Sensors

- Housing for surface installation of the sensors WGTH-UP, WGTH gl and WG AQS/TH gl
- Fits all standard 55 mm inserts

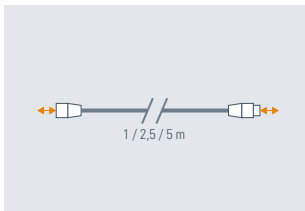
N° 20555	Surface mount housing for 55 mm devices , white	X1
N° 20556	Surface mount housing for 55 mm devices , aluminium-coloured	X1



Charging Set

- USB 2.0 Micro-B charger
- For Solexa II-Display and Remo pro/KNX

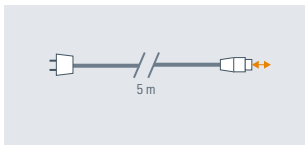
N° 10155	USB Charger (Article of trade)	X0
----------	---------------------------------------	----



Connection Lines **F-Con** (Discontinued item)

- STAS3 on STAK3, with STASI security clip

N° 60565	Connection line 1 m	Discontinued item	X1
N° 60566	Connection line 2.5 m	Discontinued item	X1
N° 60567	Connection line 5 m	Discontinued item	X1



Mains Line **F-Con** (Discontinued item)

- Shockproof socket outlet with STAK3 output and STASI security clip

N° 60563	Mains line 5 m	Discontinued item	X1
----------	-----------------------	-------------------	----

CONVENTIONAL
BUILDING,
INSTALLATION
TECHNOLOGY

SENSORS WITH SWITCHING OUTPUTS



Optional Accessories:

Mounting accessories p. 77

Rain / Wind Sensor RW-PF

- Combined sensor for precipitation and wind speed
- Heated precipitation sensor (1.2 W)
- Potential-free change-over contacts for wind and rain alarm
- Setting of wind threshold value via DIP switches
- Rain alarm status LED inside the housing
- For wall / pole mounting, IP 44, approx. 96 × 77 × 118 (W × H × D, mm)
- Supply: 12-40 V DC (12-28 V AC)

N° 30159 **RW-PF** X1



Leak Leakage sensor for water / pipe break detection

- Set consists of evaluation unit and probe
- **Evaluation unit:**
 - Acoustic alarm signal at the evaluation unit during water alarm and follow-up time
 - Output for alarm signal (potential-free changeover contact)
 - Housing for surface mounting, IP 20, approx. 80 × 82 × 51 (W × H × D, mm)
- **Probe:**
 - Supply: 230 V AC, 50 Hz
 - Detection of water at the probe
 - Diameter: approx. 77 mm, line length: approx. 140 mm (plus cable grip and plugs)
 - BNC plug for connection to the evaluation unit

N° 30166 **Leak 2.0** X2

CONVERTER







GPS-DCF-Converter ±

- Receives the international time signal UTC via GPS and converts the information to a DCF77 protocol (DCF output +24 V / - / out)
- Connection to a DCF77 signal input (as an alternative to a DCF77 antenna)
- Setting the UTC shift via DIP switches in the device
- Setting MEZ (Central European Time) includes automatic summer / winter time switchover
- Housing for surface mounting, IP 54, approx. 80 × 80 × 55 (W × H × D, mm)
- Supply: 12-24 V DC

N° 30150 **GPS-DCF-Converter UTC±** X1

INTELLIGENT MOTOR CONTROL UNITS

				
NAME	MSG1 compact	IMSG 230 compact	IMSG-UC-2H	IMSG-UC-4H
Item number	70454	70453	70455	70456
Product info on ...	Page 24	Page 23	Page 24	Page 24
Special features			Storage for movement position	Storage for movement position
Type	Housing for build-in installation	Housing for build-in installation	DIN-rail housing, 3 units	DIN-rail housing, 6 units
Supply	230 V AC	230 V AC	230 V AC	230 V AC
Input central command Up/Down	8...28 V DC	230 V AC	6...80 V DC / 6...240 V AC	6...80 V DC / 6...240 V AC
Mode central control	Adjustable: Dead man or Lock	Adjustable: Dead man or Lock	Adjustable: Dead man or Lock	Adjustable: Dead man or Lock
Present push-buttons inputs (Manual Up/Down)	1 x 8...28 V DC	1 x 8...28 V DC	2 x 6...80 V DC / 6...240 V AC	4 x 6...80 V DC / 6...240 V AC
Central command has priority over manual	✓	✓	✓	✓
Outputs	1x Up/Down/N/PE, 230 V AC	1x Up/Down/N/PE, 230 V AC	2x Up/Down/N/PE, 230 V AC	4x Up/Down/N/PE, 230 V AC
Direction change pause	1 s	1 s	1 s	1 s

MOTOR CONTROL UNITS



IMSG 230 compact Intelligent Motor Control Unit

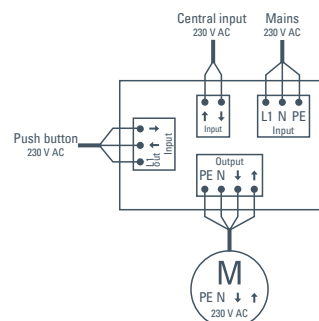
- For central and manual control of a 230 V AC drive, 4 A
- Central input up / down 230 V AC
- Manual inputs for non-locked buttons up / down, 8...28 V DC (SELV)
- Integrated automated time system for buttons: inching function (for exact positioning) and longer keypress (automatic movement to the end position)
- Installation in socket, diameter approx. 53 mm, depth approx. 29 mm
- Supply: 230 V AC, 50 Hz


N° 70453 **IMSG 230 compact**

X1

Connection scheme

IMSG 230 compact





IMMSG-UC Intelligent Motor Control Units

- For central and manual control of 230 V AC drives
- Storing one movement position per drive
- Central input up / down, potential-free for variable voltage 6...80 V DC or 6...230 V AC, "Deadman" or "Autohold" mode
- Manual inputs for non-locked buttons up / down, potential-free for variable voltage 6...80 V DC or 6...230 V AC, Standard or Comfort mode
- Modular devices with integrated keys, status LEDs (manual operation)
- With connect through clamps
- Supply: 230 V AC

IMMSG-UC-2H:

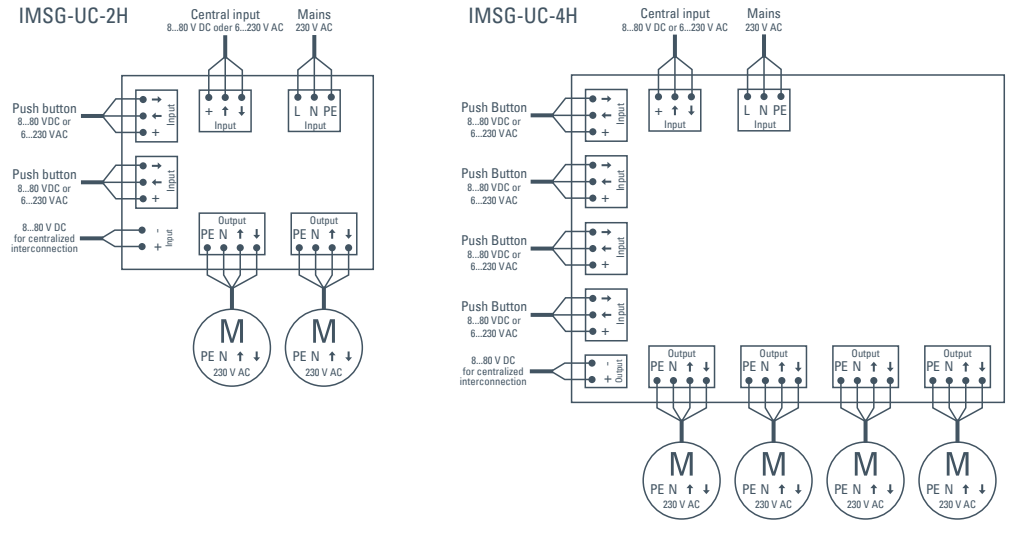
- For 2 drives and 2 up / down push buttons
- Modular device 3 width units, approx. 53 × 88 × 60 (W × H × D, mm)

IMMSG-UC-4H:

- For 4 drives and 4 up / down push buttons
- Modular device 6 width units, approx. 107 × 88 × 60 (W × H × D, mm)

N° 70455	IMMSG-UC-2H for 2 drives	X1
N° 70456	IMMSG-UC-4H for 2 drives	X1

Connection scheme

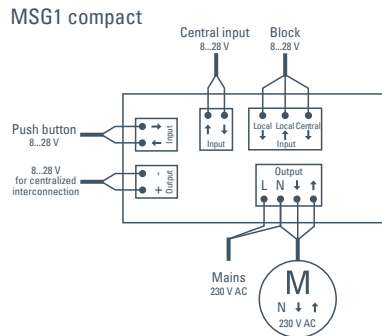


MSG1 compact Motor Control Unit

- For central and manual control of a 230 V AC drive, 4 A
- Direction change pause 1 second
- Central input up / down 8...28 V, "Deadman" or "Autohold" mode
- Manual input for or non-locked buttons up / down 8...28V, integrated automatic key timer (step mode / autohold)
- Installation in socket, diameter approx. 53 mm, depth approx. 29 mm
- Supply: 230 V AC

N° 70454	MSG1 compact	X1
----------	---------------------	----

Connection scheme



GROUP CONTROL RELAYS AND COUPLING RELAYS

NAME	WGGS-2 / WGGS-2-AP / WGGS-2-APK	GS2-DST	WGGS-2-H / WGGS-4-H	WGGS-4	WG-N-GS-4	RADCD-H	RP-H 230 V	RP-H 24 V	RP-H PW	WG-PF
Item number	2032, 2035-2036	60560	2037, 2034	203	202	2016	2017	2021	2022	2019
Product info on ...	Page 26	Page 25	Page 26	Page 26	Page 26	Page 27	Page 28	Page 28	Page 28	Page 28
Application area	Group control	Group control	Group control	Group control	Group control	Group control	Coupling, electrical isolation	Coupling, electrical isolation	Coupling, electrical isolation	Coupling, electrical isolation
Type	Install. housing / surface-mounted housing / surface-mounted housing with STAK3/STAS3 connect. cables	Adapter plug STAK3/STAS3	DIN-rail housing, 3 units / 5 units	surface-mounted housing	surface-mounted housing	DIN-rail housing, 3 units	DIN-rail housing, 3 units	DIN-rail housing, 3 units	DIN-rail housing, 3 units	Housing for build-in installation
Supply	230 V AC	230 V AC	230 V AC	230 V AC	230 V AC (own power supply)	24 V DC ±10%	24 V DC	24 V DC	230 V DC	230 V AC
Control input	230 V AC Up/Down/N/PE	230 V AC Up/Down/N/PE	230 V AC Up/Down/N/PE	230 V AC Up/Down/N/PE	230 V AC Up/Down/N/PE	230 V AC Up/Down/N/PE	230 V AC Up/Down/N/PE	24 V DC (Up/Down/Com)	24 V DC (with polarity change)	230 V AC Up/Down/N/PE
Outputs	2x Up/Down/N/PE	2x Up/Down/N/PE	2x / 4x Up/Down/N/PE	4x Up/Down/N/PE	4x Up/Down/N/PE	2x Up/Down	Changeover contacts 1x Up, 1x Down	1x Up, 1x Down	1x Up/Down/N/PE	NO contacts 1x Up, 1x Down
Power	max. 500 W per output	max. 500 W per output	max. 500 W per output	max. 500 W per output	total load max. 1.5 kW; one output max. 600 W	total load max. 8 A	max. 230 V AC, 8 A	max. 230 V AC, 1 A	max. 230 V AC, 1 A	max. 230 V AC, 8 A
Voltage output	230 V AC	230 V AC	230 V AC	230 V AC	230 V AC	24 V DC	–	–	–	–

GROUP CONTROL RELAYS



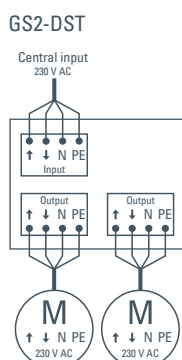
Group Control Relays GS2-DST **F-Con**

- Isolating relays for parallel operation of two drives in a group
- 2 outputs 230 V AC up / down (STAK3 connector), total max. 4 A
- 230 V AC central input for group control up / down (STAS3)
- Cascadable
- Housing with STAS3 plug and STAK3 connectors
- Approx. 135 × 73 × 29 (B × H × T, mm)
- Supply: 230 V AC, 50 Hz

Optional Accessories GS2-DST:
see Info Plug System F-Con p. 12

N° 60560 **GS2-DST F-Con** X1

Connection scheme





WGGS-2 Group Control Relays

- Isolating relays for parallel operation of two drives in a group
- 2 outputs 230 V AC up / down, max. 500 W per output
- 230 V AC central input for group control up / down
- Supply: 230 V AC, 50 Hz

WGGS-2:

- With connection clamps
- Installation in socket, approx. 38 × 47 × 29 (W × H × D, mm)

WGGS-2-AP:

- With connection clamps
- With housing, approx. 89 × 53 × 89 (W × H × D, mm, without fastening)

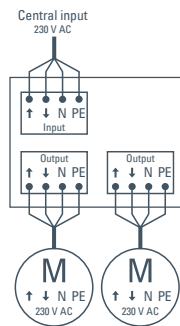
WGGS-2-APK:

- With STAK3 / STAS3 connectors and flexible cables
- With housing, IP 55, approx. 89 × 53 × 89 (W × H × D, mm, without fastening)

N° 2032	WGGS-2 with connection clamps	X1
N° 2035	WGGS-2-AP with connection clamps, housing	X1
N° 2036	WGGS-2-APK with STAK3/STAS3 connectors, cable, housing	X1

Connection scheme

WGGS-2, WGGS-2-AP und WGGS-2-APK



WG-N-GS-4 and WGGS-4 Group Control Relays

- Isolating relay for a parallel operation of 4 drives in a group
- 4 outputs 230 V AC up / down
- Central input 230 V AC for a group control up / down
- Housing for surface mounting, IP 54, approx. 160 × 80 × 57 (W × H × D, mm)
- Supply: 230 V AC, 50 Hz
- With housing

WG-N-GS-4:

- With individual mains line
- 4 outputs with connection clamps, total load max. 1.5 kW, load of one output max. 600 W

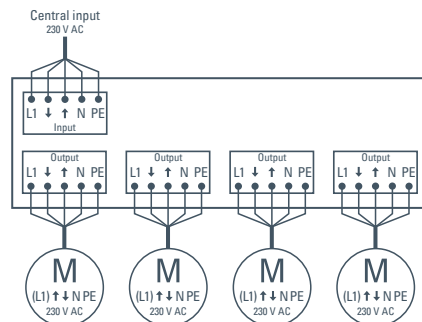
WGGS-4:

- 4 outputs with connection clamps, load of one output max. 500 W

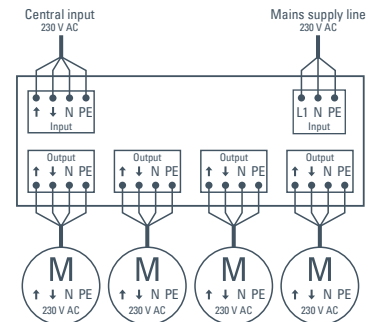
N° 202	WG-N-GS-4 with individual mains line	X1
N° 203	WGGS-4	X1


Connection scheme

WGGS-4



WG-N-GS-4



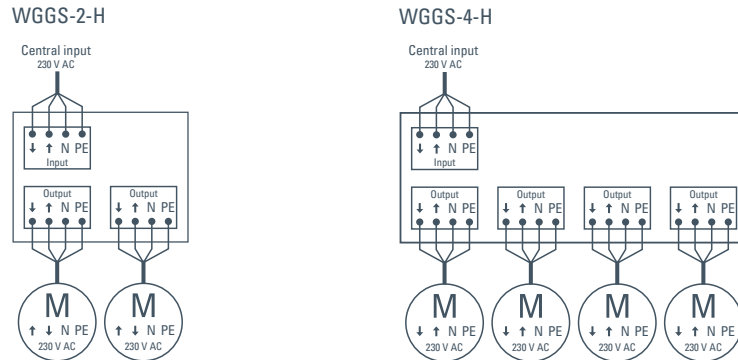


WGGS-2/4-H Group Control Relays


- Isolating relay for a parallel operation of many drives in a group
 - 230 V AC drive outputs up / down, max. 500 W per output
 - Central input 230 V for a group control up / down
 - Cascadable
 - DIN-rail mounting, with connection clamps
- Supply: 230 V AC, 50 Hz
- WGGS-2-H:**
- For 2 drives
 - Approx. 38 × 47 × 29 (W × H × D, mm), 3 width units
- WGGS-4-H:**
- For 4 drives
 - Approx. 88 × 90 × 50 (W × H × D, mm), 5 width units

N° 2037	WGGS-2-H 2 connection clamps, REG	X1
N° 2034	WGGS-4-H 4 connection clamps, REG	X1

Connection scheme



RELAYS FOR COUPLING AND POTENTIAL ISOLATION

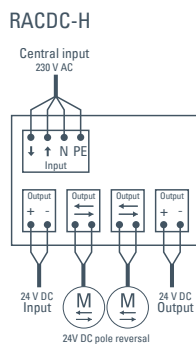



RACDC-H AC/DC-Relays

- Isolating relays for parallel operation of 2 drives in a group
 - For coupling / potential isolation of various control systems
 - 24 V DC drive outputs with polarity change, max. 4 A
 - 230 V AC central input for a group control (up / down)
- Supply: 24 V DC ±10% (external power supply unit is needed)
 - Additional 24 V DC voltage output
 - Housing for a DIN-rail mounting, 3 width units, approx. 53 × 90 × 50 (W × H × D, mm)

N° 2016	RACDC-H	X1
---------	----------------	----

Connection scheme





Potential-free Relays

- For coupling / potential isolation of various control systems
- Power disconnection has to be carried out by the control device

RP-H 230 V:

- Control input 230 V AC up / down / N / PE
- Output with a change-over contact for up and for down, potential-free, maximum 230 V AC, 8 A
- Supply: 230 V AC, 50 Hz
- Housing for a DIN-rail mounting 3 units, approx. 53 × 90 × 50 (W × H × D, mm)

RP-H 24 V:

- Control input 24 V DC up / down / Com
- Output with a change-over contact for up and for down, potential-free, max. 230 V AC, 1 A

- Housing for a DIN-rail mounting 3 units, approx. 53 × 90 × 50 (W × H × D, mm)

WG-PF:

- Control input 230 V AC up / down / N / PE
- Output with one NO-contact for up and one for down, potential-free, max. 230 V AC, 8 A
- Supply: 230 V AC, 50 Hz
- Flush mounting in a socket
- Approx. 38 × 47 × 29 (W × H × D, mm)

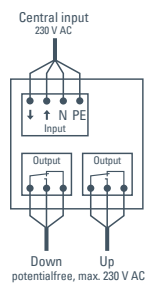
RP-H PW:

- Control input 24 V DC with polarity change
- Output up / down / N / PE, potential free, max. 230 V AC, 1 A
- Housing for a DIN-rail mounting 3 units, approx. 53 × 90 × 50 (W × H × D, mm)

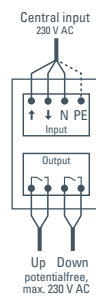
N° 2017	RP-H 230 V	X1
N° 2019	WG-PF	X1
N° 2021	RP-H 24 V	X1
N° 2022	RP-H PW	X1

Connection scheme

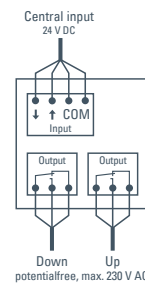
RP-H 230 V



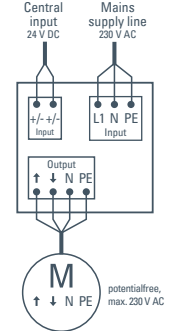
WG-PF




RP-H 24 V



RP-H PW



POWER SUPPLY UNITS



24 V DC Power Supply Units

- For devices with 24 V AC supply voltage
- Input voltage: 230 V AC, 50 Hz
- Output voltage: 24 V DC

PS180 (Discontinued item):

- Power 4.5 W, output current max. 180 mA
- DIN-rail mounting 3 units, approx. 53 × 90 × 50 (W × H × D, mm)

PS400 (Discontinued item):

- Power 10 W, output current max. 400 mA
- DIN-rail mounting 3 units, approx. 53 × 90 × 50 (W × H × D, mm)

PS1000 (Discontinued item):

- power 24 W, output current max. 1000 mA
- DIN-rail mounting 3 units, approx. 53 × 90 × 50 (W × H × D, mm)

PS2500:

- Power 60 W, output current max. 2.5 A
- DIN-rail mounting 3 units, approx. 54 × 95 × 68.5 (W × H × D, mm)

PS6250:

- Power 150 W, output current max. 6.25 A
- DIN-rail mounting 4 units, approx. 72 × 93 × 68.5 (W × H × D, mm)

N° 20200	PS180	Discontinued item	X1
N° 20201	PS400	Discontinued item	X1
N° 20202	PS1000	Discontinued item	X1
N° 20206	PS2500		X1
N° 20204	PS6250		X1



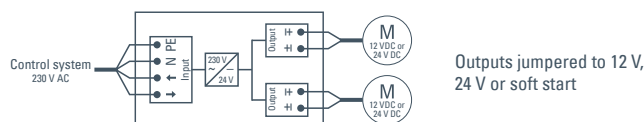
WGDC Power Supply Unit for DC motors

- 2 outputs, a total of maximum 2 A
- Can be jumpered to 12 V DC, 24 V DC or “Soft Start”
- “Soft Start” function for control of the slat angle of blinds. Switchover from 12 V to 24 V after approx. 1s
- Integrated changeover relay stops the drive faster
- Control input 230 V AC, 50 Hz, up/down, short-circuit proof, stabilised
- Housing for surface mounting, IP 54, approx. 160 × 80 × 57 (W × H × D, mm)
- Supply: 230 V AC, 50 Hz

N° 2014	WGDC-2S	X1
---------	----------------	----

Connection scheme

WGDC-2S



MODBUS and RS485

MODBUS SENSORS



Optional Accessories:
Surface mount housing p. 77

eTR 101 Modbus Room temperature control unit

- Temperature control unit: Display of temperature, temperature changes via push buttons
- Integrated temperature sensor
- Modbus communication RTU
- Glass surface, available in 2 colours: signal white RAL 9003, jet black RAL 9005



- Dimensions approx. 81.5 × 81.5 (W × H, mm). Construction/Installation depth approx. 12 mm. Mounting with or without device socket
- Supply: 24 V DC ±10%

N° 30180	eTR 101 Modbus signal white RAL 9003	X1
N° 30181	eTR 101 Modbus jet black RAL 9005	X1



Indoor Sensors Sewi® Modbus

- Wall /Ceiling sensor (Surface mounting)
- Modbus communication RTU
- Surface mount housing white (skirting RAL 9003, cover RAL 9002), IP 30, diameter 105 mm, height 32 mm
- Supply: 24 V DC ±10%. A suitable power supply unit can be obtained from Elsner Elektronik.

Sewi AQS/TH Modbus:

- Measurement of temperature, humidity and CO₂, calculation of dew point temperature

Sewi TH Modbus:

- Measurement of temperature and humidity, calculation of dew point temperature

N° 30174	Sewi AQS/TH Modbus	X1
N° 30175	Sewi TH Modbus	X1



Optional Accessories:
Mounting accessories p. 77

P03-Modbus Weather Stations

- 3 brightness sensors (east, south, west), electronic wind speed sensor, heated precipitation sensor and outdoor temperature sensor
- Modbus communication RTU
- For wall / pole mounting, IP 44, approx. 96 × 77 × 118 (W × H × D, mm)
- Supply: 24 V DC ±10%. A suitable power supply unit can be obtained from Elsner Elektronik.

P03/3-Modbus:

- Without reception of a time signal

P03/3-Modbus-GPS:

- With GPS receiver
- Output: UTC (Universal Time Coordinated), position
- Calculation of the position of the sun (azimuth / elevation)

N° 30146	P03/3-Modbus	X1
N° 30147	P03/3-Modbus-GPS	X1



S0250-UI Modbus Tank Sensor (Discontinued item)

- For fill-level measurement of the capacity of liquids in tanks (with calculation of the content) and for distance measurement
- Set consisting of evaluation unit and probe

Evaluation unit:

- Modbus communication RTU
- 2 output relays
- Voltage interface 0-10 V
- Current interface 0-20 mA
- Evaluation unit with display and keypad to show the fill level / distance and to set tank geometry and measurement cycle

- Installation on DIN-rail, 7 width units, approx. 123 × 89 × 61 (W × H × D, mm)
- Supply: 230 V AC, 50 Hz

Ultrasonic measuring sensor:

- Suitable for water and heating oil
- Measuring range 12...250 cm
- With 10 m cable
- Diameter approx. 60 mm, height approx. 45 mm, thread 1½ inches

N° 70152	S0250-UI Modbus	Discontinued item	X1
----------	------------------------	-------------------	----



Modbus surface mounted sensor for outdoor use

- Sensor for indoor / outdoor use
- Measurement of temperature and humidity, calculation of dew point temperature
- Modbus communication RTU
- Surface mounting, IP65, approx. 65 × 93 × 38 (W × H × D, mm)
- Supply: 24 V DC ±10%. A suitable power supply unit can be obtained from Elsner Elektronik.

N° 30170	TH-AP Modbus	X1
----------	---------------------	----


RS485 SENSORS



Suntracer RS485 pro Weather Station

- Wind speed sensor, wind direction sensor
- Heated precipitation sensor
- Brightness sensors for east, south and west sun, daylight (sky sensor), twilight detection
- Temperature sensor, humidity sensor (relative, absolute), air pressure sensor
- GPS receiver. Output of local time and position coordinates, calculation of the position of the sun
- Calculation of dew point
- RS485 interface for data output
- For pole mounting, IP 44, approx. 255 × 140 × 274 (W × H × D, mm, without mounting)
- Supply: 24 V DC ±10%
- Delivery with 24 V DC power supply unit PS2500 (N° 20206), mounting pole 50 cm with mounting accessories

N° 30167	Suntracer RS485 pro	X1
----------	----------------------------	----



P04-RS485 Weather Stations

- 3 brightness sensors (east, south, west), electronic wind speed sensor, heated precipitation sensor and outdoor temperature sensor
- RS485 interface for data output
- For wall / pole mounting, IP 44, approx. 62 × 71 × 152 (W × H × D, mm)
- Supply: 24 V DC ±10%
- **P04/3-RS485-GPS:**
 - With GPS receiver, Output of UTC (the Coordinated Universal Time)
- **P04/3-RS485-CET:**
 - Calculation of the position of the sun (azimuth/elevation)
 - With GPS receiver, Output CET (the central european time) with summer / winter time switchover
- **P04/3-RS485 basic:**
 - Calculation of the position of the sun (azimuth/elevation)
 - No time function

N° 30152	P04/3-RS485-GPS	X1
N° 30153	P04/3-RS485-CET	X1
N° 30154	P04/3-RS485 basic	X1

Optional Accessories:
 Mounting accessories p. 77
 24 V DC Power Supply Units p. 29



P03-RS485 Weather Stations

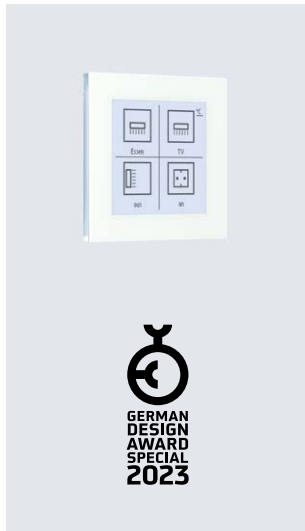
- 3 brightness sensors (east, south, west), electronic wind speed sensor, heated precipitation sensor and outdoor temperature sensor
- RS485 interface for data output
- 1 s data sending cycle
- For wall / pole mounting, IP 44, approx. 96 × 77 × 118 (W × H × D, mm)
- Supply: 24 V DC ±10%
- **P03/3-RS485-GPS:**
 - With GPS receiver, Output of UTC (the Coordinated Universal Time)
- **P03/3-RS485-CET:**
 - Calculation of the position of the sun (azimuth/elevation)
 - With GPS receiver, Output CET (the central european time) with summer / winter time switchover
- **P03/3-RS485 basic:**
 - Calculation of the position of the sun (azimuth/elevation)
 - No time function

N° 30145	P03/3-RS485-GPS	X1
N° 30151	P03/3-RS485-CET	X1
N° 30140	P03/3-RS485 basic	X1

Optional Accessories:
 Mounting accessories p. 77
 24 V DC Power Supply Units p. 29



GLASS BUTTON



Nuno® KNX M-T Universal Glass Touch Button

- Display with one, two, three or four touch buttons (selectable). Icon and text selectable for each button. Can be configured as a switch, selector switch, drive (blind, shutter, awning or window with short/long distinction), window, dimmer, 8- or 16-bit encoder or for scene recall/saving.
- Additional surface function when touching with the palm of the hand or wiping
- Temperature PI controller for heating/cooling and fan coil control
- Display for temperature control with keys +/- (warmer, cooler), setpoint display, mode selection and fan level setting
- Temperature sensor with calculation of mixed values (own/external), output of minimum/maximum values
- 2 temperature limit values
- Logic gates (2 AND, 2 OR)
- Configuration with ETS
- Glass surface, pure white RAL 9010
- Display and frame illuminated, basic and operating brightness adjustable
- Dimensions approx. 85 × 85 (W × H, mm). Mounting depth approx. 12.5 mm. Installation in device socket with 2 spring clips in support ring
- Supply: bus voltage
- Delivery with installation instructions², support ring

N° 71280	Nuno KNX M-T	X2
----------	---------------------	----

SERIES KNX eTR



KNX eTR 101 Temperature Controller

- Temperature PI controller for heating/cooling
- Display of temperature, adjustment of target temperature via touch buttons
- Temperature sensor with calculation of mixed values
- 2 temperature limit values
- Configuration with ETS
- Glass surface signal white RAL 9003 or jet black RAL 9005
- Dimensions approx. 81.5 × 81.5 (W × H, mm). Mounting depth approx. 12 mm. Mounting with or without device socket
- Supply: bus voltage
- With installation instructions²
- **KNX eTR 101-BA2 additionally:**
- 2 inputs (binary / temperature sensor T-NTC)

N° 70650	KNX eTR 101 signal white RAL 9003	X2
N° 70651	KNX eTR 101 jet black RAL 9005	X2
N° 71310	KNX eTR 101-BA2 signal white RAL 9003	X2
N° 71312	KNX eTR 101-BA2 jet black RAL 9005	X2

Optional Accessories:

Surface mount housing	p. 77
T-NTC, N° 30516	p. 77



KNX eTR 102 FC Controller for Fan Coil Air-Conditioning

available from quarter III/23

- Temperature controller for fan coil air-conditioning systems with PI control
- Display of temperature, adjustment of target temperature via touch buttons
- Temperature sensor with calculation of mixed values
- 2 temperature limit values
- Display of 3 fan levels via symbols and LEDs
- Touch buttons for automatic mode and for switching off the air conditioning, with LEDs
- Configuration with ETS
- Glass surface signal white RAL 9003 or jet black RAL 9005
- Dimensions approx. 81.5 × 81.5 (W × H, mm). Mounting depth approx. 12 mm. Mounting with or without device socket
- Supply: bus voltage
- With installation instructions²

N° 71320	KNX eTR 102 FC signal white RAL 9003 NEW	X2
N° 71322	KNX eTR 102 FC jet black RAL 9005 NEW	X2

Optional Accessories:

Surface mount housing	p. 77
-----------------------	-------

² Manual with detailed description of the parameters can be downloaded from www.elsner-elektronik.de or ordered at cost as printed version.

**Optional Accessories:**

Surface mount housing p. 77

KNX eTR 201/202 Sunblind Temperature Controller and Sunblind Button

- Temperature PI controller for heating/cooling
- Display of temperature, adjustment of target temperature via touch buttons
- Temperature sensor with calculation of mixed values
- 2 temperature limit values
- Area function when touching two or more buttons simultaneously
- LEDs for optical feedback
- Logic gates (2 AND, 2 OR)
- Configuration with ETS
- Glass surface signal white RAL 9003 or jet black RAL 9005
- Dimensions approx. 81.5 × 81.5 (W × H, mm). Mounting depth approx. 12 mm. Mounting with or without device socket
- Supply: bus voltage
- With installation instructions²

KNX eTR 201 Sunblind:

- 2 touch surfaces for 1 drive (up/down, icon "Shading")

KNX eTR 202 Sunblind:

- 2x2 touch surfaces for 2 drives (each up/down with icon "Shading")

N° 71090	KNX eTR 201 Sunblind, signal white RAL 9003	X2
N° 71092	KNX eTR 201 Sunblind, jet black RAL 9005	X2
N° 71100	KNX eTR 202 Sunblind, signal white RAL 9003	X2
N° 71102	KNX eTR 202 Sunblind, jet black RAL 9005	X2

**Optional Accessories:**

Surface mount housing p. 77

KNX eTR 205/206 Light Temperature Controller and Light Button

- Temperature PI controller for heating/cooling
- Display of temperature, adjustment of target temperature via touch buttons
- Integrated temperature sensor with calculation of mixed values (own/external value)
- 2 temperature limit values
- Area function when touching two or more buttons simultaneously
- LEDs for optical feedback
- Logic gates (2 AND, 2 OR)
- Configuration with ETS
- Glass surface signal white RAL 9003 or jet black RAL 9005
- Dimensions approx. 81.5 × 81.5 (W × H, mm). Mounting depth approx. 12 mm. Mounting with or without device socket
- Supply: bus voltage
- With installation instructions²


KNX eTR 205 Light:

- 2 touch surfaces for 1 light (down/up with icon "Lamp")

KNX eTR 206 Light:

- 2x2 touch surfaces for 2 lights (each down/up with icon "Lamp")

N° 71160	KNX eTR 205 Light, signal white RAL 9003	X2
N° 71162	KNX eTR 205 Light, jet black RAL 9005	X2
N° 71170	KNX eTR 206 Light, signal white RAL 9003	X2
N° 71172	KNX eTR 206 Light, jet black RAL 9005	X2

**Optional Accessories:**


Surface mount housing p. 77

KNX eTR 208 Light/Sunblind Temperature Controller and Button for Light & Sunblind

- Temperature PI controller for heating/cooling
- Display of temperature, adjustment of target temperature via touch buttons
- Integrated temperature sensor with calculation of mixed values (own/external value)
- 2 temperature limit values
- 2 touch surfaces for 1 light (down/up with icon "Lamp")
- 2 touch surfaces for 1 drive (up/down, icon "Shading")
- Area function when touching two or more buttons simultaneously
- LEDs for optical feedback
- Logic gates (2 AND, 2 OR)
- Configuration with ETS
- Glass surface, signal white RAL 9003
- Dimensions approx. 81.5 × 81.5 (W × H, mm). Mounting depth approx. 12 mm. Mounting with or without device socket
- Supply: bus voltage
- With installation instructions²

N° 71190	KNX eTR 208 Light/Sunblind, signal white RAL 9003	X2
----------	--	----

² Manual with detailed description of the parameters can be downloaded from www.elsner-elektronik.de or ordered at cost as printed version.



Optional Accessories:
Surface mount housing p. 77

KNX eTR M Push Buttons

- KNX push button with touch surface
- LED for optical feedback in each button field
- Button function adjustable via ETS
- Integrated temperature sensor with calculation of mixed values (own/external value)
- Logic gates (2 AND, 2 OR)
- Configuration with ETS
- Glass surface, available in 2 colours: signal white RAL 9003, jet black RAL 9005
- Dimensions approx. 81.5 × 81.5 (W × H, mm). Mounting depth approx. 12 mm. Mounting with or without device socket
- Supply: bus voltage
- With installation instructions²

KNX eTR M1:

- Single push button

KNX eTR M2:

- Double push button
- Configurable as switch, selector switch, dimmer, for operating drives, as 8- or 16-bit value encoder or for scene recall/saving
- Area function when touching both touch buttons

KNX eTR M4:

- Four-gang push button
- Configurable as switch, selector switch, dimmer, for operating drives, as 8- or 16-bit value encoder or for scene recall/saving
- Area function when touching two or more touch buttons simultaneously

N° 71110	KNX eTR M1 signal white RAL 9003	X2
N° 71112	KNX eTR M1 jet black RAL 9005	X2
N° 71120	KNX eTR M2 signal white RAL 9003	X2
N° 71122	KNX eTR M2 jet black RAL 9005	X2
N° 71130	KNX eTR M4 signal white RAL 9003	X2
N° 71132	KNX eTR M4 jet black RAL 9005	X2



Optional Accessories:
Surface mount housing p. 77

KNX eTR MultiTouch Light/Sunblind

- Temperature controller with PI controller for heating/cooling
- Integrated temperature sensor with calculation of mixed values (own/external value)
- Display of temperature, temperature change via touch buttons
- Configuration with ETS
- Glass surface, available in 2 colours: signal white RAL 9003, jet black RAL 9005
- Dimensions approx. 81.5 × 81.5 (W × H, mm). Mounting depth approx. 12 mm. Mounting with or without device socket
- Supply: bus voltage
- With installation instructions²

N° 71060	KNX eTR MultiTouch Light/Sunblind, signal white RAL 9003	X2
N° 71062	KNX eTR MultiTouch Light/Sunblind, jet black RAL 9005	X2



Optional Accessories:
Surface mount housing p. 77

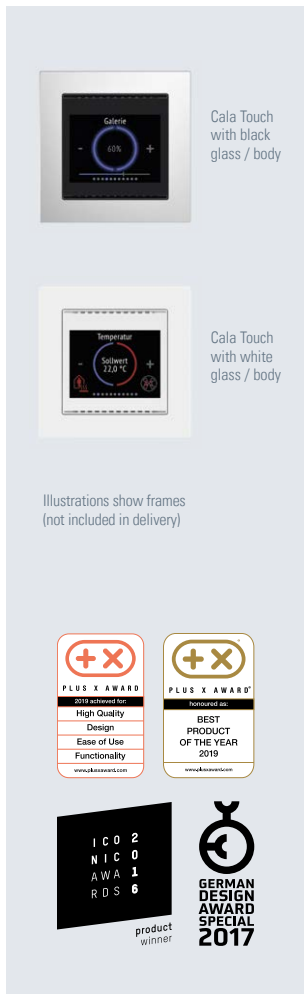
KNX eTR gl Temperature Sensor with Automatic Control

- Temperature sensor with calculation of mixed values and PI controller for heating/cooling
- 2 temperature limit values
- Configuration with ETS
- Glass surface, available in 2 colours: signal white RAL 9003, jet black RAL 9005
- Dimensions approx. 81.5 × 81.5 (W × H, mm). Mounting depth approx. 12 mm. Mounting with or without device socket
- Supply: bus voltage
- With installation instructions²

N° 71300	KNX eTR gl , signal white RAL 9003	X2
N° 71302	KNX eTR gl , jet black RAL 9005	X2

² Manual with detailed description of the parameters can be downloaded from www.elsner-elektronik.de or ordered at cost as printed version.

KNX ROOM CONTROLLER & SENSORS – FOR FRAMES 55 MM



Optional Accessory:

T-NTC, N° 30516

p. 77

Room Controller Cala® Touch KNX

- Touch user interface for operation of light, shading, windows, heating, air conditioning and scenes (adjustable). Display of values and texts
- Up to 3 user interfaces for light (switching or dimming with display of the current value); Setting pages for RGB colour and for colour temperature
- Integrated biodynamic lighting control (human centric lighting)
- Up to 3 user interfaces for shading or window with display of current travel / slat position
- User interface for heating and climate, integrated temperature sensor
- User interfaces for up to 4 scenes
- Measurement display
- Display page for up to 4 bus values
- Up to 2 info pages, each for displaying 2 text objects
- Weekly timer with 8 time periods
- Screen saver (time, indoor / outdoor temperature or off)
- Calculation of mixed values (own / external value), threshold values
- Logic gates (8 AND / 8 OR), 8 multifunctional modules (for calculation, conditions, transition), 4 actuating variable comparator, summer compensation for cooling
- Configuration with ETS
- 4 inputs (binary inputs or for temperature sensor T-NTC)
- Glass surface, available in 2 colours: pure white RAL 9010, jet black RAL 9005
- Can be combined with switch systems with frame size 55 mm. Wall mounting in socket with 2 fastening clamps in support ring. Frame not included
- Supply: bus voltage
- Delivery with installation instructions², support ring and connecting cable for inputs

Cala KNX T:

- Temperature sensor
- PI controller for heating / cooling

Cala KNX TH:

- Temperature sensor and humidity sensor with calculation of the dewpoint and monitoring of the comfort field (DIN 1946)
- PI controller for heating / cooling and ventilation (dehumidification / humidification)

Cala KNX AQS/TH:

- Sensor for CO₂, temperature and humidity with calculation of the dewpoint and monitoring of the comfort field (DIN 1946)
- PI controller for heating / cooling and ventilation (CO₂, dehumidification / humidification)

N° 70800	Cala Touch KNX T 3.x white	X2
N° 70802	Cala Touch KNX T 3.x black	X2
N° 70810	Cala Touch KNX TH 3.x white	X2
N° 70812	Cala Touch KNX TH 3.x black	X2
N° 70820	Cala Touch KNX AQS/TH 3.x white	X2
N° 70822	Cala Touch KNX AQS/TH 3.x black	X2



KNX AQS/TH-UP Touch und KNX AQS/TH-UP gl Combined Sensors

- Indoor sensor for CO₂ concentration, temperature and air humidity (relative, absolute)
- Calculation of dew point, monitoring of the comfort field (DIN 1946)
- 9 threshold values (adjustable per parameter or object), mixed values (own / external value)
- Logic gates (4 AND, 4 OR), actuating variable comparators
- PI controllers for heating / cooling (temperature) and ventilation (CO₂, dehumidification / humidification)
- Configuration with ETS
- Glass surface, available in 2 colours: pure white RAL 9010, jet black RAL 9005
- Can be combined with switch systems with frame size 55 mm. Wall mounting in socket with 2 fastening clamps in support ring. Frame not included
- Supply: bus voltage
- With installation instructions² and support ring

KNX AQS/TH-UP gl:


- Without display, without push buttons

KNX AQS/TH-UP Touch:

- Value and scale display (setpoint temperature)
- Touch buttons: Can be used as bus buttons, for changing the setpoint temperature or for mode switching

N° 70626	KNX AQS/TH-UP gl pure white RAL 9010	X2
N° 70625	KNX AQS/TH-UP gl jet black RAL 9005	X2
N° 70620	KNX AQS/TH-UP Touch pure white RAL 9010	X2
N° 70619	KNX AQS/TH-UP Touch jet black RAL 9005	X2

² Manual with detailed description of the parameters can be downloaded from www.elsner-elektronik.de or ordered at cost as printed version.



KNX VOC/TH-UP Touch Combined Sensor

- Indoor sensor for mixed gas concentration (volatile organic compounds), temperature and humidity (relative, absolute)
- Calculation of dew point, monitoring of the comfort field (DIN 1946)
- 9 threshold values (adjustable per parameter or object), calculation of mixed values (own/external value)
- Logic gates (4 AND, 4 OR), actuating variable comparators
- PI controllers for heating / cooling (temperature) and ventilation (mixed gas, dehumidification / humidification)
- Configuration with ETS
- Display: Value and scale display (target temperature)
- Touch buttons: Can be used as bus push button, to change the setpoint temperature or to switch modes
- Glass surface, available in 2 colours: pure white RAL 9010, jet black RAL 9005
- Can be combined with switch systems with frame size 55 mm. Wall mounting in socket with 2 fastening clamps in support ring. Frame not included
- Supply: bus voltage
- With installation instructions² and support ring

N° 70970	KNX VOC/TH-UP Touch pure white RAL 9010	X2
N° 70973	KNX VOC/TH-UP Touch jet black RAL 9005	X2



KNX TH-UP Touch and KNX TH-UP gl Temperature/Humidity Sensors

- Indoor sensor for temperature and humidity (relative, absolute)
 - Calculation of dew point, monitoring of the comfort field (DIN 1946)
 - 7 threshold values (adjustable per parameter or object), calculation of mixed values (own / external value)
 - Logic gates (4 AND, 4 OR), actuating variable comparators
 - PI controllers for heating / cooling (temperature) and ventilation (dehumidification / humidification)
 - Configuration with ETS
 - Supply: bus voltage
 - Glass surface, available in 2 colours: pure white RAL 9010, jet black RAL 9005
 - Can be combined with switch systems with frame size 55 mm. Wall mounting in socket with 2 fastening clamps in support ring. Frame not included
 - With installation instructions² and support ring
- KNX TH-UP gl:**
- Without display, without push buttons
- KNX TH-UP Touch:**
- Value and scale display (setpoint temperature)
 - Touch buttons: Can be used as bus push buttons, for changing the setpoint temperature or for mode switching

N° 70623	KNX TH-UP gl pure white RAL 9010	X2
N° 70622	KNX TH-UP gl jet black RAL 9005	X2
N° 70617	KNX TH-UP Touch pure white RAL 9010	X2
N° 70616	KNX TH-UP Touch jet black RAL 9005	X2



KNX T-L-Pr-UP Touch Combined Presence Sensor

- Presence detector (PIR/passive infrared, range 5 m) as master or slave
- Brightness sensor with threshold values
- Indoor temperature sensor with calculation of mixed values
- Logic gates (2 AND, 2 OR)
- Configuration with ETS
- Supply: bus voltage
- 2 touch buttons (bus push button)
- 2 status LEDs (free assignable)
- Glass surface, available in 2 colours: pure white RAL 9010, jet black RAL 9005
- Can be combined with switch systems with frame size 55 mm. Wall mounting in socket with 2 fastening clamps in support ring. Frame not included
- With installation instructions² and support ring

N° 70850	KNX T-L-Pr-UP Touch pure white RAL 9010	X2
N° 70852	KNX T-L-Pr-UP Touch jet black RAL 9005	X2

² Manual with detailed description of the parameters can be downloaded from www.elsner-elektronik.de or ordered at cost as printed version.



KNX T-UP Touch and KNX T-UP gl Temperature Sensors

- Indoor sensor for temperature
- Threshold values, calculation of mixed values
- Logic gates (4 AND, 4 OR), actuating variable comparators
- PI controllers for heating / cooling
- Configuration with ETS
- Glass surface, available in 2 colours: pure white RAL 9010, jet black RAL 9005
- Can be combined with switch systems with frame size 55 mm. Wall mounting in socket with 2 fastening clamps in support ring. Frame not included
- Supply: bus voltage
- With installation instructions² and support ring

KNX T-UP gl:

- Without display, without push buttons

KNX T-UP Touch:

- Display for measured values, bus data (e.g. date, time), mode, bargraph for target value change
- Touch buttons: Can be used as bus push buttons, for changing the setpoint temperature or for mode

N° 70632	KNX T-UP gl pure white RAL 9010	X2
N° 70631	KNX T-UP gl jet black RAL 9005	X2
N° 70629	KNX T-UP Touch pure white RAL 9010	X2
N° 70628	KNX T-UP Touch jet black RAL 9005	X2



Cala® KNX T 101/201/202 Temperature controller

- Temperature controller with PI controller for heating/cooling
- Integrated temperature sensor with calculation of mixed values (own/external value)
- 2 temperature limit values
- Configuration with ETS
- Glass surface, available in 2 colours: pure white RAL 9010, jet black RAL 9005
- Can be combined with switch systems with frame size 55 mm. Wall mounting in socket with 2 fastening clamps in support ring. Frame not included
- Supply: bus voltage
- With installation instructions² and support ring

Cala KNX T 201 Sunblind:

- Display of temperature, adjustment of target temperature via push buttons
- 2 touch surfaces for 1 drive (up/down with icon "Shading")
- Additional area function when touching two or more buttons simultaneously
- LEDs for optical feedback
- Logic gates (2 AND, 2 OR)

Cala KNX T 202 Sunblind:

- Display of temperature, adjustment of target temperature via push buttons
- 2x2 touch surfaces for 2 drives (each up/down with icon "Shading")
- Additional area function when touching two or more buttons simultaneously
- LEDs for optical feedback
- Logic gates (2 AND, 2 OR)

N° 70980	Cala KNX T 101 pure white RAL 9010	X2
N° 70982	Cala KNX T 101 jet black RAL 9005	X2
N° 70990	Cala KNX T 201 Sunblind pure white RAL 9010	X2
N° 70992	Cala KNX T 201 Sunblind jet black RAL 9005	X2
N° 71050	Cala KNX T 202 Sunblind pure white RAL 9010	X2
N° 71052	Cala KNX T 202 Sunblind jet black RAL 9005	X2

² Manual with detailed description of the parameters can be downloaded from www.elsner-elektronik.de or ordered at cost as printed version.



KNX T-UP Temperature Sensors

- Thermometer for indoor applications
- 4 threshold values, calculation of mixed values
- Logic gates (8 AND, 8 OR)
- PI controller for heating / cooling
- Configuration with ETS
- Colour similar to traffic white RAL 9016, glossy
- Can be combined with switch systems with frame size 55 mm. For installation in a socket. Frame not included.

- Supply: bus voltage
- Delivery with installation instructions²


KNX T-UP basic:

- Without display, without push buttons

KNX T-B-UP:

- With display and push buttons. Change of target temperature with bargraph in the display

N° 70350	KNX T-UP basic white	X2
N° 70358	KNX T-B-UP white	X2



KNX T-Objekt-UP Temperature Sensor

- Object controller with indoor temperature sensor
- 3 switching outputs with adjustable limit values, calculation of mixed values (own / external value)
- Logic gates (4 AND, 4 OR)
- PI controller for heating / cooling
- Configuration with ETS

- For installation in a socket, for a blind cover of popular switch series (delivery without cover)
- Dimensions mounting plate / sensor board approx. 70 × 70 (W × H, mm)
- Supply: bus voltage
- Delivery with installation instructions²

N° 70179	KNX T-Objekt-UP 3.2	X2
----------	----------------------------	----



Cala® KNX MultiTouch T Push Button

- KNX push button with touch surface
- 3 operating zones arranged one above the other, printed with function icons for light (switch / dim), drive (shading), temperature. 3 touch surfaces per zone, freely configurable
- LEDs for optical feedback
- Integrated temperature sensor with calculation of mixed values (own / external value)
- PI controller for heating / cooling
- Logic gates (4 AND, 4 OR)
- Configuration with ETS
- Supply: bus voltage
- Glass surface, available in 2 colours: pure white RAL 9010, jet black RAL 9005
- Can be combined with switch systems with frame size 55 mm. Wall mounting in socket with 2 fastening clamps in support ring. Frame not included
- With installation instructions² and support ring

Cala KNX MultiTouch T Light:

- Operating zone for light (switching, brighter, darker)
- Free zone with 3 touch surfaces for individual assignment
- Operating zone for temperature control (warmer, cooler, changeover heating/cooling)

Cala KNX MultiTouch T Light/Sunblind:


- Operating zone for light (switching, brighter, darker)
- Operating zone for blinds/sunshades (up/down with short/long distinction, movement position)
- Operating zone for temperature control (warmer, cooler, changeover heating/cooling)

Cala KNX MultiTouch T Light/Scenes:

- Operating zone for light (switching, brighter, darker)
- Operating zone for temperature control (warmer, cooler, changeover heating/cooling)
- Operating zone for scene call and saving

N° 70950	Cala KNX MultiTouch T Light, pure white RAL 9010	X2
N° 70952	Cala KNX MultiTouch T Light, jet black RAL 9005	X2
N° 70890	Cala KNX MultiTouch T Light/Sunblind, pure white RAL 9010	X2
N° 70892	Cala KNX MultiTouch T Light/Sunblind, jet black RAL 9005	X2
N° 70960	Cala KNX MultiTouch T Light/Scenes, pure white RAL 9010	X2
N° 70962	Cala KNX MultiTouch T Light/Scenes, jet black RAL 9005	X2

² Manual with detailed description of the parameters can be downloaded from www.elsner-elektronik.de or ordered at cost as printed version.



Cala® KNX M-T Push Buttons

- KNX push button with touch surface
- LED for optical feedback in each button
- Function of button adjustable via ETS
- Integrated temperature sensor with calculation of mixed values (own / external value)
- Logic gates (2 AND, 2 OR)
- Configuration with ETS
- Supply: bus voltage
- Glass surface, available in 2 colours: pure white RAL 9010, jet black RAL 9005
- Can be combined with switch systems with frame size 55 mm. Wall mounting in socket with 2 fastening clamps in support ring. Frame not included
- With installation instructions² and support ring

Cala KNX M1-T:

- Single push button

- Configurable as switch, selector switch, dimmer, blind (position and slat up/stop OR down/stop), roller shutter (up/down/stop), awning (in/out/stop), window (close/open/stop), as 8- or 16-bit encoder or for scene recall/saving

Cala KNX M2-T:

- Double push button
- Configurable as switch, selector switch, dimmer, for operating drives, as 8- or 16-bit value encoder or for scene recall/saving
- Additional area function when touching both touch buttons

Cala KNX M4-T:

- Four-gang push button
- Configurable as switch, selector switch, dimmer, for operating drives, as 8- or 16-bit value encoder or for scene recall/saving
- Additional area function when touching three or more buttons simultaneously

N° 70860	Cala KNX M1-T pure white RAL 9010	X2
N° 70862	Cala KNX M1-T jet black RAL 9005	X2
N° 70870	Cala KNX M2-T pure white RAL 9010	X2
N° 70872	Cala KNX M2-T jet black RAL 9005	X2
N° 70880	Cala KNX M4-T pure white RAL 9010	X2
N° 70882	Cala KNX M4-T jet black RAL 9005	X2



Cala® KNX IL Indicator Light

available from quarter II/23

- Light signal with indicator function
- LED color field can glow/flash green, yellow or red or be switched off. Control via communication object (3× one-bit, scene, percent with threshold, two-byte floating point with threshold)
- Logic gates (4 AND, 4 OR), actuating variable comparator
- Configuration with ETS
- Supply: bus voltage
- Can be combined with switch systems with frame size 55 mm. Wall mounting in socket with 2 fastening clamps in support ring. Frame not included

- With installation instructions² and support ring
- Glass surface, colour: pure white RAL 9010
- With installation instructions² and support ring

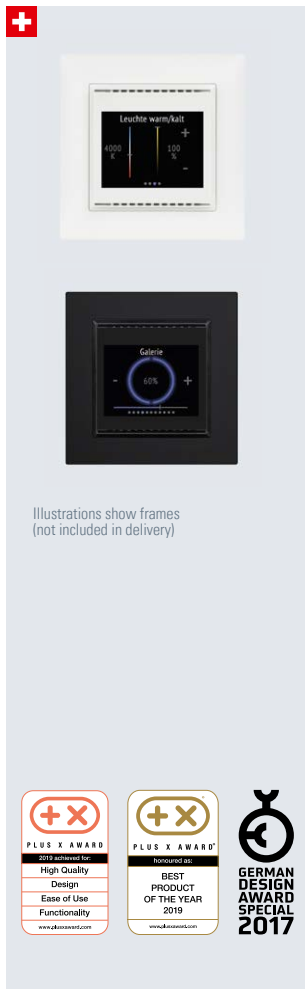
Cala KNX IL CO2:

- Sensor for CO₂ concentration, value can be used for indicator light function
- 4 threshold values (adjustable per parameter or object), calculation of mixed values (own/external value)
- PI controller for ventilation

N° 71380	Cala KNX IL pure white RAL 9010	X2
N° 71390	Cala KNX IL CO2 pure white RAL 9010	X2

² Manual with detailed description of the parameters can be downloaded from www.elsner-elektronik.de or ordered at cost as printed version.

KNX ROOM CONTROLLER & SENSORS – FOR SWISS SYSTEM



Optional Accessory:

T-NTC, N° 30516

p. 77

Cala® Touch KNX CH Room Controller

- Touch user interface for operation of light, shading, windows, heating, air conditioning and scenes (adjustable). Display of values and texts
- Up to 3 user interfaces for light (switching or dimming with display of the current value); Setting pages for RGB colour and for colour temperature
- Integrated biodynamic lighting control (human centric lighting)
- Up to 3 user interfaces for shading or window with display of current travel / slat position
- User interface for heating and climate, integrated temperature sensor
- User interfaces for up to 4 scenes
- Measurement display
- Display page for up to 4 bus values
- Up to 2 info pages, each for displaying 2 text objects
- Weekly timer with 8 time periods
- Screen saver (time, indoor / outdoor temperature or off)
- Calculation of mixed values (own / external value), threshold values
- Logic gates (8 AND / 8 OR), 8 multifunctional modules (for calculation, conditions, transition), 4 actuating variable comparator, summer compensation for cooling
- Configuration with ETS
- 4 inputs (binary inputs or for temperature sensor T-NTC)
- Glass surface, available in 2 colours: pure white RAL 9010, jet black RAL 9005
- For use in Swiss switch system with frame size 60 mm. Cannot be combined with other 60 mm systems! Frame and mounting plate not included
- Installation with 2 fastening clamps in adapter
- Supply: bus voltage
- With installation instructions², mounting adapter and connecting cable for inputs

Cala Touch KNX T CH:

- Temperature sensor
- PI controller for heating / cooling

Cala Touch KNX TH CH:

- Temperature sensor and humidity sensor with calculation of the dewpoint and monitoring of the comfort field (DIN 1946)
- PI controller for heating / cooling and ventilation (dehumidification / humidification)

Cala Touch KNX AQS/TH CH:

- Sensor for CO₂, temperature and humidity with calculation of the dewpoint and monitoring of the comfort field (DIN 1946)
- PI controller for heating / cooling and ventilation (CO₂, dehumidification / humidification)

N° 70801	Cala Touch KNX T CH pure white RAL 9010	X2
N° 70803	Cala Touch KNX T CH jet black RAL 9005	X2
N° 70811	Cala Touch KNX TH CH pure white RAL 9010	X2
N° 70813	Cala Touch KNX TH CH jet black RAL 9005	X2
N° 70821	Cala Touch KNX AQS/TH CH pure white RAL 9010	X2
N° 70823	Cala Touch KNX AQS/TH CH jet black RAL 9005	X2

² Manual with detailed description of the parameters can be downloaded from www.elsner-elektronik.de or ordered at cost as printed version.



KNX AQS/TH-UP Touch CH and KNX AQS/TH-UP gl CH Combined Sensors

- Indoor sensor for CO₂ concentration, temperature and air humidity (relative, absolute)
 - Calculation of dew point, monitoring of the comfort field (DIN 1946)
 - 9 threshold values (adjustable per parameter or object), mixed values (own / external value)
 - Logic gates (4 AND, 4 OR), actuating variable comparators
 - PI controllers for heating / cooling (temperature) and ventilation (CO₂, dehumidification / humidification)
 - Configuration with ETS
 - Glass surface, available in 2 colours: pure white RAL 9010, jet black RAL 9005
- For use in Swiss switch system with frame size 60 mm. Cannot be combined with other 60 mm systems! Frame and mounting plate not included
 - Installation with 2 fastening clamps in adapter
 - Supply: bus voltage
 - With installation instructions² and mounting adapter

KNX AQS/TH-UP gl CH:

- Without display, without push buttons

KNX AQS/TH-UP Touch CH:

- Value and scale display (setpoint temperature)
- Touch buttons: Can be used as bus buttons, for changing the setpoint temperature or for mode switching

N° 70646	KNX AQS/TH-UP gl CH pure white RAL 9010	X2
N° 70647	KNX AQS/TH-UP gl CH jet black RAL 9005	X2
N° 70639	KNX AQS/TH-UP Touch CH pure white RAL 9010	X2
N° 70643	KNX AQS/TH-UP Touch CH jet black RAL 9005	X2



KNX VOC/TH-UP Touch CH Combined Sensor

- Indoor sensor for mixed gas concentration (volatile organic compounds), temperature and humidity (relative, absolute)
 - Calculation of dew point, monitoring of the comfort field (DIN 1946)
 - 9 threshold values (adjustable per parameter or object), calculation of mixed values (own/external value)
 - Logic gates (4 AND, 4 OR), variable comparators
 - PI controllers for heating / cooling (temperature) and ventilation (mixed gas, dehumidification / humidification)
 - Configuration with ETS
- Display: Value and scale display (target temperature)
 - Touch buttons: Can be used as bus push button, to change the setpoint temperature or to switch modes
 - Supply: bus voltage
 - Glass surface, available in 2 colours: pure white RAL 9010, jet black RAL 9005
 - For use in Swiss switch system with frame size 60 mm. Cannot be combined with other 60 mm systems! Frame and mounting plate not included
 - Installation with 2 fastening clamps in adapter
 - With installation instructions² and support ring

N° 70972	KNX VOC/TH-UP Touch CH pure white RAL 9010	X2
N° 70974	KNX VOC/TH-UP Touch CH jet black RAL 9005	X2

² Manual with detailed description of the parameters can be downloaded from www.elsner-elektronik.de or ordered at cost as printed version.



KNX TH-UP Touch CH and KNX TH-UP gl CH Temperature/Humidity Sensors

- Indoor sensor for temperature and humidity (relative, absolute)
- Calculation of dew point, monitoring of the comfort field (DIN 1946)
- 7 threshold values (adjustable per parameter or object), mixed value calculation (own/external value)
- Logic gates (4 AND, 4 OR), actuating variable comparators
- PI controllers for heating / cooling (temperature) and ventilation (dehumidification / humidification)
- Configuration with ETS
- Supply: bus voltage
- Glass surface, available in 2 colours: pure white RAL 9010, jet black RAL 9005
- For use in Swiss switch system with frame size 60 mm. Cannot be combined with other 60 mm systems! Frame and mounting plate not included
- Installation with 2 fastening clamps in adapter
- With installation instructions² and mounting adapter

KNX TH-UP gl CH:

- Without display, without push buttons

KNX TH-UP Touch CH:

- Value and scale display (setpoint temperature)
- Touch buttons: Can be used as bus push buttons, for changing the setpoint temperature or for mode switching

N° 70644	KNX TH-UP gl CH pure white RAL 9010	X2
N° 70645	KNX TH-UP gl CH jet black RAL 9005	X2
N° 70637	KNX TH-UP Touch CH pure white RAL 9010	X2
N° 70638	KNX TH-UP Touch CH jet black RAL 9005	X2



KNX T-L-Pr-UP Touch CH Combined Presence Sensor

- Presence detector (PIR/passive infrared, range 5 m) as master or slave
- Brightness sensor with threshold values
- Temperature sensor with calculation of mixed values
- Logic gates (2 AND, 2 OR)
- Configuration with ETS
- Supply: bus voltage
- 2 touch buttons (bus push button)
- 2 status LEDs (free assignable)
- Glass surface, available in 2 colours: pure white RAL 9010, jet black RAL 9005
- For use in Swiss switch system with frame size 60 mm. Cannot be combined with other 60 mm systems! Frame and mounting plate not included
- Installation with 2 fastening clamps in adapter
- With installation instructions² and mounting adapter

N° 70851	KNX T-L-Pr-UP Touch CH pure white RAL 9010	X2
N° 70853	KNX T-L-Pr-UP Touch CH jet black RAL 9005	X2



KNX T-UP Touch CH and KNX T-UP gl CH

- Indoor sensor for temperature
- Threshold values, calculation of mixed values
- Logic gates (4 AND, 4 OR), actuating variable comparators
- PI controllers for heating / cooling
- Configuration with ETS
- Supply: bus voltage
- Glass surface, available in 2 colours: pure white RAL 9010, jet black RAL 9005
- For use in Swiss switch system with frame size 60 mm. Cannot be combined with other 60 mm systems! Frame and mounting plate not included
- Installation with 2 fastening clamps in adapter
- With installation instructions² and mounting adapter

KNX T-UP gl CH:

- Without display, without push buttons

KNX T-UP Touch CH:

- Display for measured values, bus data (e.g. date, time), mode, bargraph for target value change
- Touch buttons: Can be used as bus push buttons, for changing the setpoint temperature or for mode

N° 70635	KNX T-UP gl CH pure white RAL 9010	X2
N° 70636	KNX T-UP gl CH jet black RAL 9005	X2
N° 70633	KNX T-UP Touch CH pure white RAL 9010	X2
N° 70634	KNX T-UP Touch CH jet black RAL 9005	X2



Cala® KNX T 101/201/202 CH Temperature controller

- Temperature controller with PI controller for heating/cooling
- Integrated temperature sensor with calculation of mixed values (own/external value)
- 2 temperature limit values
- Configuration with ETS
- Supply: bus voltage
- Glass surface, available in 2 colours: pure white RAL 9010, jet black RAL 9005
- For use in Swiss switch system with frame size 60 mm. Cannot be combined with other 60 mm systems! Frame and mounting plate not included
- Installation with 2 fastening clamps in adapter
- With installation instructions² and mounting adapter

Cala KNX T 101 CH:

- Display of temperature, adjustment of target temperature via push buttons


Cala KNX T 201 Sunblind CH:

- Display of temperature, adjustment of target temperature via push buttons
- 2 touch surfaces for 1 drive (up/down with icon "Shading")
- Additional area function when touching two or more buttons simultaneously
- LEDs for optical feedback
- Logic gates (2 AND, 2 OR)

Cala KNX T 202 Sunblind CH:

- Display of temperature, adjustment of target temperature via push buttons
- 2x2 touch surfaces for 2 drives (each up/down with icon "Shading")
- Additional area function when touching two or more buttons simultaneously
- LEDs for optical feedback
- Logic gates (2 AND, 2 OR)

N° 70981	Cala KNX T 101 CH pure white RAL 9010	X2
N° 70983	Cala KNX T 101 CH jet black RAL 9005	X2
N° 70991	Cala KNX T 201 Sunblind CH pure white RAL 9010	X2
N° 70993	Cala KNX T 201 Sunblind CH jet black RAL 9005	X2
N° 71051	Cala KNX T 202 Sunblind CH pure white RAL 9010	X2
N° 71053	Cala KNX T 202 Sunblind CH jet black RAL 9005	X2



Cala® KNX MultiTouch T CH Push Button

- KNX push button with touch surface
- 3 operating zones arranged one above the other, printed with function icons for light (switch / dim), drive (shading), temperature. 3 touch surfaces per field, freely configurable
- LEDs for optical feedback
- Integrated temperature sensor with calculation of mixed values (own / external value)
- PI controller for heating / cooling
- Logic gates (4 AND, 4 OR)
- Configuration with ETS
- Supply: bus voltage
- Glass surface, available in 2 colours: pure white RAL 9010, jet black RAL 9005
- For use in Swiss switch system with frame size 60 mm. Cannot be combined with other 60 mm systems! Frame and mounting plate not included
- Installation with 2 fastening clamps in adapter

- With installation instructions² and mounting adapter

Cala KNX MultiTouch T Light:

- Operating zone for light (switching, brighter, darker)
- Free zone with 3 touch surfaces for individual assignment
- Operating zone for temperature control (warmer, cooler, changeover heating/cooling)

Cala KNX MultiTouch T Light/Sunblind:

- Operating zone for light (switching, brighter, darker)
- Operating zone for blinds/sunshades (up/down with short/long distinction, driving position)
- Operating zone for temperature control (warmer, cooler, changeover heating/cooling)

Cala KNX MultiTouch T Light/Scenes:

- Operating zone for light (switching, brighter, darker)
- Operating zone for temperature control (warmer, cooler, changeover heating/cooling)
- Operating zone for scene call and saving

N° 70951	Cala KNX MultiTouch T CH Light, pure white RAL 9010	X2
N° 70953	Cala KNX MultiTouch T CH Light, jet black RAL 9005	X2
N° 70891	Cala KNX MultiTouch T CH Light/Sunblind, pure white RAL 9010	X2
N° 70893	Cala KNX MultiTouch T CH Light/Sunblind, jet black RAL 9005	X2
N° 70961	Cala KNX MultiTouch T CH Light/Scenes, pure white RAL 9010	X2
N° 70963	Cala KNX MultiTouch T CH Light/Scenes, jet black RAL 9005	X2

² Manual with detailed description of the parameters can be downloaded from www.elsner-elektronik.de or ordered at cost as printed version.



Cala® KNX M-T CH Push Buttons

- KNX push button with touch surface
- LED for optical feedback in each push button
- Function of push button adjustable via ETS
- Integrated temperature sensor with calculation of mixed values (own / external value)
- Logic gates (2 AND, 2 OR)
- Configuration with ETS
- Supply: bus voltage
- Glass surface, available in 2 colours: pure white RAL 9010, jet black RAL 9005
- For use in Swiss switch system with frame size 60 mm. Cannot be combined with other 60 mm systems! Frame and mounting plate not included
- Installation with 2 fastening clamps in adapter
- With installation instructions² and mounting adapter

Cala KNX M1-T CH:

- Single push button

- Configurable as switch, selector switch, dimmer, blind (position and slat up/stop OR down/stop), roller shutter (up/down/stop), awning (in/out/stop), window (close/open/stop), as 8- or 16-bit encoder or for scene recall/saving


Cala KNX M2-T CH:

- Double push button
- Configurable as switch, selector switch, dimmer, for operating drives, as 8- or 16-bit value encoder or for scene recall/saving
- Additional area function when touching both touch buttons

Cala KNX M4-T CH:

- Four-gang push button
- Configurable as switch, selector switch, dimmer, for operating drives, as 8- or 16-bit value encoder or for scene recall/saving
- Additional area function when touching three or more buttons simultaneously

N° 70861	Cala KNX M1-T CH pure white RAL 9010	X2
N° 70863	Cala KNX M1-T CH jet black RAL 9005	X2
N° 70871	Cala KNX M2-T CH pure white RAL 9010	X2
N° 70873	Cala KNX M2-T CH jet black RAL 9005	X2
N° 70881	Cala KNX M4-T CH pure white RAL 9010	X2
N° 70883	Cala KNX M4-T CH jet black RAL 9005	X2



Cala® KNX IL CH Indicator Light

available from quarter II/23

- Light signal with indicator function
- LED color field can glow/flash green, yellow or red or be switched off. Control via communication object (3× one-bit, scene, percent with threshold, two-byte floating point with threshold)
- Logic gates (4 AND, 4 OR), actuating variable comparator
- Configuration with ETS
- Supply: bus voltage
- For use in Swiss switch system with frame size 60 mm. Cannot be combined with other 60 mm systems! Frame and mounting plate not included

- Glass surface, colour: pure white RAL 9010
- With installation instructions² and support ring

Cala KNX IL CO2:

- Sensor for CO₂ concentration, value can be used for indicator light function
- 4 threshold values (adjustable per parameter or object), calculation of mixed values (own/external value)

N° 71381	Cala KNX IL CH pure white RAL 9010	X2
N° 71391	Cala KNX IL CO2 CH pure white RAL 9010	X2

² Manual with detailed description of the parameters can be downloaded from www.elsner-elektronik.de or ordered at cost as printed version.

KNX ROOM CONTROLLERS, CONTROL UNITS



Optional Accessories:

P04-KNX-GPS, N° 71230 p. 59


CasaConnect KNX Building Control

- Touch display for operating and setting the KNX automated areas in the building
- Start page with weather data display and individually adjustable start menu
- Menu for manual operation with scenes, group function, areas/floors, sliders for position and much more
- Automatic functions for shading (awnings, blinds, shutters), room climate (heating, cooling, ventilation) and light
- Management of sensor data, alarm messages, timer
- Basic setup of the functions via ETS, changing the automatic directly on the display
- SD card slot for images (slideshow) and backup of settings
- Network connection (LAN or WLAN, including Internet connection) for surfing, use of the CasaConnect-App on mobile devices, remote diagnostics
- Integrated speakers (4 tweeters, 1 full-range loudspeaker)
- Colour touch display 10.1 inches, real glass surface. Housing plastic
- Installation over a double switch box
- Approx. 279 × 185 (W × H, mm), mounting depth approx. 29 mm
- Colour black glossy
- Supply: 20...32 V DC
- Delivery with installation instructions²

N° 71200

CasaConnect KNX Building Control

X2



Fabro® KNX Operating Panel IP 66

- Touch operating panel for harsh environments and outdoor areas
- 5 display pages with 8 areas each
- Each area can be configured as a display or operating element. Objects from 1 bit (switching) to 14 bytes (text)
- Display of text, icon and colour per area, internal library with more than 40 icons
- 8 alarm input objects
- 8 multifunction modules (for calculation, conditions, conversion)
- Logic links (8 AND, 8 OR)
- KNX connection for data transmission
- Glass front in black with colour touch display 7 inch
- Housing IP 66, anodised aluminium
- Surface mounting, IP 66
- Dimensions approx. 191 × 111 (W × H, mm), mounting depth approx. 23 mm
- Supply: 20...32 V DC

N° 71270

Fabro KNX

X2



Optional Accessories:

Surface-mounted housing, N° 60157 p. 20

Remote controls p. 10

KNX Touch One Style Operating Panel for Room Automation


- Operating panel for KNX with configurable display/control elements
- Graphic weather data display
- Automatic functions for shading (sun protection / screen), room climate control (heating, cooling, ventilation) and light
- Bus functions for time / scene control
- KNX-Anschluss für Datenübertragung
- 4 binary inputs (e.g. for push buttons)
- Integrated temperature and humidity sensor
- Glass front white / grey with 5.7" colour touch display
- Flush or cavity wall mounting (housing for surface mounting available separately)
- Dimensions approx. 181 × 131 (W × H, mm), mounting depth approx. 8 mm, concealed box approx. 172 × 122 × 81 (W × H × D, mm)
- Supply: 20...32 V DC

N° 70197

KNX Touch One Style white

X2

² Manual with detailed description of the parameters can be downloaded from www.elsner-elektronik.de or ordered at cost as printed version.


**Optional Accessories:**

Weather station PD4i, N° 30136 p. 18
Adapter Plug p. 19

KNX WS1000 Style Building Control System

- Operating panel for KNX
- Graphic weather data display
- Automatic functions for shading (awning, blind, roller shutter), room conditions (heating, cooling, ventilation) and light
- Time switch
- KNX connection for transfer of weather data, movement/switching commands. Supply of weather data via KNX or by direct connection of a weather station (see accessories)
- 32 radio channels for Elsner RF (e.g. relays, dimmers, motor control units, sensors, remote control), radio frequency 868.2 MHz
- SD card slot for pictures (slide show) backup of settings
- Glass front in white / grey with colour touch display 8.4 inches
- Flush mounting / cavity wall installation
- Approx. 270 × 185 (W × H, mm), mounting depth approx. 9 mm, concealed box approx. 254 × 171 × 85 (W × H × D, mm)
- Supply: 230 V AC, 50 Hz

N° 70193	KNX WS1000 Style white	X2
----------	-------------------------------	----

**Optional Accessories:**

T-NTC, N° 30516 p. 77

Corlo Touch KNX 5in Display for KNX

- Touch display usable as a switch, for the setting of automatic functions and display of information
- Touch sensitive glass surface, 5 inches
- 10 display pages can be configured individually, with areas for operation and display (e.g. switch, rocker, rotary control and value display)
- Includes large set of icons. You can load your own icons from Micro-SD Card
- Automatic functions for control of shading, room conditioning (heating, cooling, ventilation), lighting, adjustable on display
- Internal scene control, timer and wake-up function
- Logic gates (4 AND, 4 OR)
- Ambient lighting with individually variable colours (RGB)
- Proximity sensor allows switching on approach and fast activation of the display from standby mode
- Brightness sensor for automatic adaption of the display lighting
- 4 inputs (binary inputs or for temperatures sensor T-NTC, N° 30516), connection cable available separately
- Configuration with ETS
- Micro SD card slot (Image, Icons)
- Installation in a socket
- Total dimensions approx. 133 × 97 × 35 (W × H × D, mm), mounting depth approx. 20 mm
- Glass black, frame glossy black
- Supply: 21.6...26.4 V DC
- Delivery with installation instructions²

Corlo Touch KNX 5in:

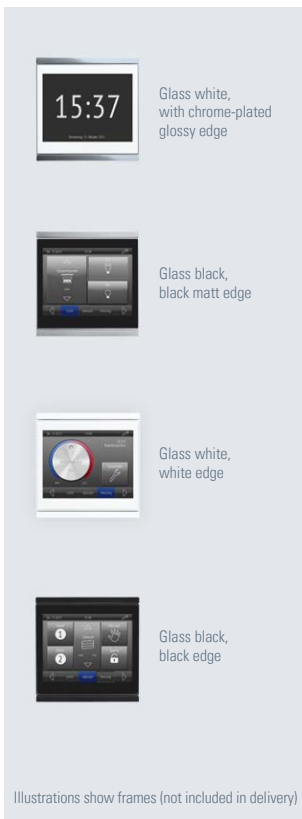
- KNX connection for data communication

Corlo Touch KNX 5in WL:

- KNX connection
- Connection for WLAN

N° 70481	Corlo Touch KNX 5in black/black	X2
N° 70475	Corlo Touch KNX 5in WL black/black	X2

² Manual with detailed description of the parameters can be downloaded from www.elsner-elektronik.de or ordered at cost as printed version.

**Accessories:**

Frame Corlo	p. 49
T-NTC, N° 30516	p. 77

Corlo Touch Display for KNX (Discontinued item)

- Touch display usable as a switch, for the setting of automatic functions and display of information
 - Touch sensitive glass surface, 3.5 inches
 - 10 display pages can be configured individually, with areas for operation and display (e.g. switch, rocker, rotary control and value display)
 - Includes large set of icons. You can load your own icons from Micro-SD Card
 - Automatic functions for control of shading, room conditioning (heating, cooling, ventilation), lighting, adjustable on display
 - Internal scene control, timer and wake-up function
 - Logic gates (4 AND, 4 OR)
 - Ambient lighting with individually variable colours (RGB)
 - Proximity sensor allows switching on approach and fast activation of the display from standby mode
 - Brightness sensor for automatic adaption of the display lighting
 - 4 inputs (binary inputs or for temperatures sensor T-NTC, N° 30516), connection cable available separately
 - Configuration with ETS
 - Micro SD card slot (Image, Icons)
 - Mounting with Frame Corlo in socket
 - Total dimensions approx. 80 × 71 × 49 (W × H × D, mm), mounting depth approx. 12.5 mm
 - Glass white or black, matt/glossy chrome-plated edge or white/black matt edge. Please order display with edge to match the frame (custom coloured edge/frame on request)
 - Supply: 21.6...26.4 V DC
 - Delivery with installation instructions²
- Corlo Touch KNX:**
- KNX connection for data communication
- Corlo Touch KNX WL:**
- KNX connection
 - Connection for W-LAN

N° 70258	Corlo Touch KNX white, with chrome-plated glossy edge	Discontinued item	X2
N° 70259	Corlo Touch KNX black, with chrome-plated glossy edge	Discontinued item	X2
N° 70261	Corlo Touch KNX black, with chrome-plated matt edge	Discontinued item	X2
N° 70337	Corlo Touch KNX black, black matt edge	Discontinued item	X2
N° 70252	Corlo Touch KNX WL white, with chrome-plated glossy edge	Discontinued item	X2
N° 70253	Corlo Touch KNX WL black, with chrome-plated glossy edge	Discontinued item	X2
N° 70254	Corlo Touch KNX WL white, with chrome-plated matt edge	Discontinued item	X2
N° 70255	Corlo Touch KNX WL black, with chrome-plated matt edge	Discontinued item	X2



red dot award 2014
winner



Awards for System Corlo


**Frame Corlo (Discontinued item)**

- For Corlo Touch KNX (WL)
- Approx. 80 × 81, mounting depth approx. 12.5 mm
- Matt / glossy chrome-plated edge or white/black matt edge (custom colours on request)

N° 70264	Frame Corlo chrome-plated glossy	Discontinued item	X2
N° 70267	Frame Corlo chrome-plated matt	Discontinued item	X2
N° 70346	Frame Corlo white matt	Discontinued item	X2
N° 70410	Frame Corlo black matt	Discontinued item	X2

² Manual with detailed description of the parameters can be downloaded from www.elsner-elektronik.de or ordered at cost as printed version.

KNX OPERATING UNITS WITH TOUCH DISPLAY

			
NAME	CASA CONNECT KNX	FABRO KNX	KNX WS1000 STYLE
Item number	71200	71270	70193
Product info on ...	Page 47	Page 47	Page 48
Display size	10.1" (1280 × 800 px)	7" (800 × 480 px)	8.4" (640 × 480 px)
Integrated sensors	–	–	–
Inputs	1× Ethernet (LAN)	–	1x Weather station P04i-GPS
Additional communication options (additional to KNX)	LAN/WLAN for Internet (browser, remote diagnostics), WLAN for App	–	32 radio channels for Elsner RF actuators, sensors, push buttons, remote control
Manual operation on Display:			
Shading	✓	✓	✓
Window	✓	✓	✓
Heating/cooling	✓	✓	✓
Ventilation	✓	✓	✓
Light	✓ RGB, tunable white	✓ RGB, tunable white	✓
Scenes	✓	✓	–
Operating elements & display surface individually assignable	✓	✓	–
Display of operating elements selectable	–	✓	–
Individual designations (names)	✓	✓	✓
Labelling with symbol	✓	✓	–
Screen saver	Off, Clock/Temperature, indiv. pictures, Off when room is dark	Off, Clock	Off, Off when room is dark, indiv. pictures
Automatic functions:			
Shading	✓	–	✓
Window	✓	–	✓
Heating/Cooling	✓ (control)	–	–
Ventilation	✓	–	✓
Light	✓	–	✓
Alarm/Security	✓	–	✓
Automatic adjustable on the display	✓	–	✓
Further bus functions	–	multifunction modules (computers), AND/OR logic	–

			
KNX TOUCH ONE STYLE	CORLO TOUCH KNX 5IN	CORLO TOUCH KNX	CALA TOUCH KNX (3 Models)
70197	70481, 70475	70258-70261, 70334-70337, 70252-70255	70800, 70802, 70810, 70812, 70820, 70822
Page 47	Page 48	Page 49	Page 37
5.7" (640 × 480 px)	5" (800 × 480 px)	3.5" (320 × 240 px)	2.3" (320 × 240 px)
Temperature/Humidity	–	–	T: Temperature TH: Temperature/Humidity AQS/TH: CO ₂ /Temperature/Humidity
4× Digital (binary data)	4× Analog/Digital (binary data or temperature sensor T-NTC)	4× Analog/Digital (binary data or temperature sensor T-NTC)	4× Analog/Digital (Binary data or temperature sensor T-NTC)
Radio channel for remote control Remo 8/pro	Model "WL" with WLAN interface	Model "WL" with WLAN interface	–
Manual operation on Display:			
✓	✓	✓	✓
✓	✓	✓	✓
✓	✓	✓	✓
✓	✓	✓	–
✓	✓	✓	✓ RGB, tunable white
–	✓	✓	✓
✓	✓	✓	–
–	✓	✓	✓
✓	✓	✓	✓
–	✓(internal library or own files)	✓(internal library or own files)	–
	Off, Clock, indiv. pict., Off when room is dark	Off, Clock, indiv. pict., Off when room is dark	Off, Clock
Automatic functions:			
✓	✓	✓	–
✓	✓	✓	–
✓ (control)	✓ (control)	✓ (control)	✓ (control)
✓	✓ (control)	✓ (control)	T: – TH, AQS/TH: ✓ (control)
✓	✓	✓	–
✓	✓	✓	–
✓	✓	✓	(only room setpoint temperature, mode)
Actuating variable comparators, multifunction modules (computers), AND/OR logic	Limit values, AND/OR logic	Limit values, AND/OR logic	Limit values, actuating variable comparators, multifunction modules (computers), AND/OR logic

KNX INDOOR SENSORS



Sewi KNX Indoor Sensor

- Indoor sensor with calculation of mixed values (own/ external value), threshold values (adjustable per parameter or object)
 - Temperature sensor, PI controllers for heating/cooling
 - Air humidity sensor, calculation of dew point
 - Actuating variable comparators
 - Configuration with ETS
 - Housing for surface mounting, IP 30, diameter approx. 105 mm, height 32 mm
 - Available in 2 colours: white (skirting RAL 9003, cover RAL 9002), jet black (RAL 9005)
 - Supply: bus voltage
 - Delivery with installation instructions²
- Sewi KNX AQS/TH-D:**
- CO₂ sensor, PI controllers for ventilation
 - PI controllers for ventilation (dehumidification / humidification)
 - Air pressure sensor
 - Monitoring of the comfort field (DIN 1946)
 - Summer compensation for cooling
 - Logic gates (8 AND, 8 OR), 8 multifunctional modules (for calculation, conditions, transition)
 - For wall/ceiling mounting
- Sewi KNX TH-L-Pr:**
- Brightness sensor
 - PI controllers for ventilation (dehumidification / humidification)
 - Presence detector PIR/passive infrared, angle of detection 94° × 82°, range 5 m
- Monitoring of the comfort field (DIN 1946)
 - Summer compensation for cooling
 - Logic gates (8 AND, 8 OR), 8 multifunctional modules (for calculation, conditions, transition)
 - For ceiling mounting
- Sewi KNX AQS/TH-D L-Pr:**
- CO₂ sensor, PI controllers for ventilation
 - PI controllers for ventilation (dehumidification / humidification)
 - Air pressure sensor
 - Brightness sensor
 - Presence detector PIR/passive infrared, angle of detection 94° × 82°, range 5 m
 - Monitoring of the comfort field (DIN 1946)
 - Summer compensation for cooling
 - Logic gates (8 AND, 8 OR), 8 multifunctional modules (for calculation, conditions, transition)
 - For ceiling mounting
- Sewi KNX AQS/TH L-Pr light:**
- CO₂ sensor, PI controllers for ventilation
 - Brightness sensor
 - Presence detector PIR/passive infrared, angle of detection 94° × 82°, range 5 m
 - Monitoring of the cooling medium temperature
 - Logic gates (2 AND, 2 OR), 2 multifunctional modules (for calculation, conditions, transition)
 - For ceiling mounting

N° 70397	Sewi KNX AQS/TH-D signal white RAL 9003 / grey white RAL 9002	X2
N° 70697	Sewi KNX AQS/TH-D jet black RAL 9005	X2
N° 70398	Sewi KNX TH-L-Pr signal white RAL 9003 / grey white RAL 9002	X2
N° 70698	Sewi KNX TH-L-Pr jet black RAL 9005	X2
N° 70399	Sewi KNX AQS/TH-D L-Pr signal white RAL 9003 / grey white RAL 9002	X2
N° 70699	Sewi KNX AQS/TH-D L-Pr jet black RAL 9005	X2
N° 71420	Sewi KNX AQS/TH L-Pr light signal white RAL 9003 / grey white RAL 9002	X2
N° 71422	Sewi KNX AQS/TH L-Pr light jet black RAL 9005	X2

² Manual with detailed description of the parameters can be downloaded from www.elsner-elektronik.de or ordered at cost as printed version.



Intra-Sewi KNX Indoor Sensor

- Indoor sensor with calculation of mixed values (own/ external value), threshold values (adjustable per parameter or object)
- Logic gates (4 AND, 4 OR)
- Configuration with ETS
- Supply: bus voltage
- Installation in cavity wall / ceiling or flush-mounted socket, diameter approx. 80 mm, mounting depth approx. 5 mm
- Available in 2 colours: signal white (RAL 9003) or pure white (RAL 9010), deep black (RAL 9005)
- Delivery with installation instructions²

Intra-Sewi KNX T:

- Temperature sensor, PI controllers for heating / cooling
- For wall/ceiling mounting

Intra-Sewi KNX TH:


- Temperature sensor, PI controllers for heating / cooling
- Air humidity sensor, PI controllers for ventilation (dehumidification / humidification), calculation of dew point, monitoring of the comfort field (DIN 1946)

- Actuating variable comparators
 - For wall / ceiling mounting
- ### Intra-Sewi KNX TH-L-Pr:
- Temperature sensor, PI controllers for heating / cooling
 - Air humidity sensor, PI controllers for ventilation (dehumidification / humidification), calculation of dew point, monitoring of the comfort field (DIN 1946)
 - Actuating variable comparators
 - Presence detector (PIR/passive infrared, angle of detection 94° × 82°, range 5 m) and brightness sensor, light control
 - For ceiling mounting

Intra-Sewi KNX L-Pr:

- Presence detector (PIR/passive infrared, angle of detection 94° × 82°, range 5 m) and brightness sensor, light control
- For ceiling mounting

N° 70660	Intra-Sewi KNX T signal white RAL 9003	X2
N° 70665	Intra-Sewi KNX T jet black RAL 9005	X2
N° 70669	Intra-Sewi KNX TH pure white RAL 9010	X2
N° 70666	Intra-Sewi KNX TH jet black RAL 9005	X2
N° 70671	Intra-Sewi KNX L-Pr pure white RAL 9010	X2
N° 70672	Intra-Sewi KNX L-Pr jet black RAL 9005	X2
N° 70681	Intra-Sewi KNX TH-L-Pr pure white RAL 9010	X2
N° 70682	Intra-Sewi KNX TH-L-Pr jet black RAL 9005	X2



Mini-Sewi KNX Indoor Sensor

- Indoor sensor with calculation of mixed values (own/ external value), threshold values (adjustable per parameter or object)
- Logic gates (4 AND, 4 OR)
- Configuration with ETS
- Housing for surface mounting, IP 20, diameter approx. 51 mm, height 19 mm
- Supply: bus voltage
- Delivery with installation instructions²

Mini-Sewi KNX T:

- Temperature sensor, PI controllers for heating/cooling
- For wall / ceiling mounting

Mini-Sewi KNX TH:

- Temperature sensor, PI controllers for heating/cooling
- Air humidity sensor, PI controllers for ventilation (dehumidification / humidification), calculation of dew point, monitoring of the comfort field (DIN 1946)

- Actuating variable comparators
 - For wall / ceiling mounting
- ### Mini-Sewi KNX TH-L-Pr:
- Temperature sensor, PI controllers for heating/cooling
 - Air humidity sensor, PI controllers for ventilation (dehumidification / humidification), calculation of dew point, monitoring of the comfort field (DIN 1946)
 - Presence detector (PIR/passive infrared, angle of detection 94° × 82°, range 5 m) and brightness sensor, light control
 - Actuating variable comparators
 - For ceiling mounting

Mini-Sewi KNX L-Pr:

- Presence detector (PIR/passive infrared, angle of detection 94° × 82°, range 5 m) and brightness sensor, light control
- For ceiling mounting

N° 70400	Mini-Sewi KNX T	X2
N° 70401	Mini-Sewi KNX TH	X2
N° 70428	Mini-Sewi KNX L-Pr	X2
N° 70403	Mini-Sewi KNX TH-L-Pr	X2

² Manual with detailed description of the parameters can be downloaded from www.elsner-elektronik.de or ordered at cost as printed version.

**Optional Accessories:**

T-NTC-ST, N° 30513	p. 54
TH-UP basic	p. 54

KNX B8-TH Interface

- 8 binary inputs
- 2 sensor inputs:
 - 1× temperature / humidity sensor TH-UP basic N° 30525;
 - 1× temperature sensor T-NTC-ST N° 30513
- Threshold values, calculation of mixed values and dew point
- Logic gates (AND/OR)
- PI controller for heating / cooling (temperature) and ventilation (humidity)
- Configuration with ETS
- Approx. 38 × 49 × 18 (W × H × D, mm)
- Supply: bus voltage

N° 70249	KNX B8-TH	X2
----------	------------------	----

**T-NTC-ST for KNX B8-TH**

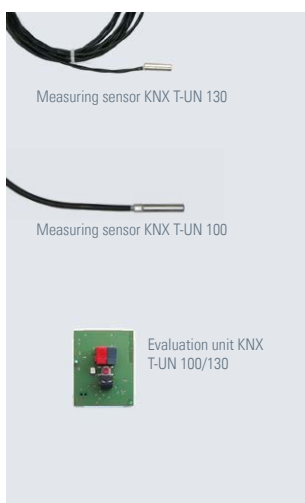
- Temperature feed probe for indoor / outdoor use
- Measuring range -35...+100°C
- Length of sensor sleeve approx. 32 mm, Ø ca. 6 mm, cable length approx. 3 m

N° 30513	T-NTC-ST	X2
----------	-----------------	----

**Temperature/Humidity Sensor for KNX B8-TH**

- Temperature sensor/air humidity sensor
- Installation in a socket. Can be combined with switch systems with frame size 55 mm. Delivery without frame

N° 30525	TH-UP basic	X2
----------	--------------------	----

**KNX T-UN All-purpose Temperature Sensor**

- Contacting/feed sensor for indoor and outdoor applications
- Set consisting of evaluation unit and measuring sensor
- Calculation of mixed values (own / external value), 4 threshold values (adjustable per parameter or object)
- PI controller for heating / cooling
- Logic gates (4 AND, 4 OR)
- Configuration with ETS
- Evaluation unit for installation in socket approx. 38 × 47 × 24 (W × H × D, mm)
- Cable length approx. 3 m
- Supply: bus voltage
- Delivery with installation instructions²
- Set KNX T-UN 130:**
 - With measuring sensor KNX T-UN 130, protection category IP 68, -30...+130°C
 - Length of sensor shell approx. 20 mm, Ø approx. 6 mm
- Set KNX T-UN 100:**
 - With measuring sensor KNX T-UN 100, protection category IP 43, -35...+100°C
 - Length of sensor shell approx. 32 mm, Ø approx. 6 mm

N° 70220	KNX T-UN 130	X2
----------	---------------------	----

N° 70221	KNX T-UN 100	X2
----------	---------------------	----

**Evaluation Unit KNX T6-UN-B4**

- Evaluation unit for up to 10 temperature sensors
- 6 temperature inputs for sensors T-100 or T-130 (sensors to be ordered separately)
- 4 analog / digital inputs for temperature sensors T-NTC, bus push button or similar
- Overall 6 threshold values
- Calculation of mixed values (own / external value)
- 6 PI controllers for heating / cooling
- Logic gates (4 AND, 4 OR)
- Configuration with ETS
- Installation in socket, approx. 38 × 47 × 32 (W × H × D, mm)
- Supply: bus voltage
- Delivery with installation instructions²

Optional Accessories:

T-NTC-ST, N° 30516	S. 77
T-100, T-130	S. 55

N° 70222	KNX T6-UN-B4	X2
----------	---------------------	----

² Manual with detailed description of the parameters can be downloaded on www.elsner-elektronik.de or ordered at cost as printed version.



T Temperature Sensors

- For KNX T6-UN-B4 (temperature sensor inputs) and as replacement for temperature sensors KNX T-UN
- Cable length approx. 3 m

T-100:

- Protection category IP 43, -35...+100°C
- Replacement sensor for KNX T-UN 100

- Length of sensor shell approx. 32 mm, Ø approx. 6 mm
- T-130:**
- Protection category IP 68, -30...+130°C
 - Replacement sensor for KNX T-UN 130
 - Length of sensor shell approx. 20 mm, Ø approx. 6 mm

N° 30517	T-100	X1
N° 30518	T-130	X1



Smoke Detector Salva KNX

- Smoke detector
- Local alarm signal and forwarding of the signal to KNX bus; local acknowledgement of the alarm
- Automatic self-test, signal when smoke chamber is dirty
- Logic gates (8 AND, 8 OR), 8 multifunctional modules (for calculation, conditions, transition)
- Configuration with ETS
- For indoor ceiling mounting, surface mounting, IP 40, Diameter approx. 113 mm, height 58 mm
- Power supply via battery (9 V); warning in case of low battery charge. Average service life approx. 10 years (typical) under normal conditions as per EN14604
- Delivery with installation instructions²

Salva KNX TH:

- Smoke detector for smoke and heat alarm
- Integrated sensors for temperature, humidity
- Calculation of mixed values and of the dewpoint
- Monitoring of the comfort field (DIN 1946)
- Threshold values (adjustable per parameter or object)
- PI controller for heating / cooling (temperature) and ventilation (dehum. / humidification)

Salva KNX basic:

- Smoke detector

Salva:

- Without KNX functions
- As replacement unit for 70405 / 70406 or for installation without KNX

N° 70406	Salva KNX TH	X2
N° 70405	Salva KNX basic	X2
N° 70409	Salva (replacement/without KNX)	X2



Leak KNX Leakage sensor for water / pipe break detection

- Detection of water at the probe
- Alarm signal to bus, text message is possible
- Probe: diameter: approx. 77 mm, cable length approx. 140 cm (plus cable grip and plugs)

Leak KNX 2.0:

- Set consists of evaluation unit and probe
- Probe with BNC plug, connection to evaluation unit
- Fault message for missing/defective probe

- Acoustic alarm signal
- Supply: 20...32 V DC
- Evaluation unit surface mounted, protection category IP 20, approx. 80 × 82 × 51 (W × H × D, mm)









Leak KNX basic:

- Probe with integrated bus coupling unit, KNX connection
- Supply: bus voltage

N° 70316	Leak KNX 2.0	X2
N° 70315	Leak KNX basic	X2

² Manual with detailed description of the parameters can be downloaded on www.elsner-elektronik.de or ordered at cost as printed version.

KNX WEATHER STATIONS with wind/rain sensors. Further outdoor sensors see page 61

								
NAME	SUNTRACER KNX pro	SUNTRACER KNX sl	SUNTRACER KNX-GPS	WINDANCER KNX-GPS	SUNTRACER KNX sl light	SUNTRACER KNX-GPS light	SUNTRACER KNX sl basic	SUNTRACER KNX basic
Item number	70900	70154	3093	71236	70155	3090, 3094	70156	3095, 3096
Product info on ...	Page 58	Page 58	Page 59	Page 61	Page 58	Page 60	Page 59	Page 60
Temperature measurement (threshold values)	✓(4)	✓(4)	✓(4)	✓(4)	✓(4)	✓(4)	✓(4)	✓(4)
Air humidity measurement, 4 threshold values, dew point calculation	✓	–	–	–	–	–	–	–
Wind speed measurement (threshold values)	electronic (4)	electronic (4)	electronic (3)	mechanical (3)	electronic (4)	electronic (3)	electronic (4)	electronic (3)
Live monitoring (via wind)	✓	✓	–	–	✓	–	✓	–
Wind direction measurement, 4 areas	✓	–	–	–	–	–	–	–
Brightness measurement (threshold values twilight/day)	✓(4/8)	✓(4/4)	✓(3/4)	✓(3/4)	✓(4/4)	✓(3/3)	✓(4/4)	✓(3/3)
Precipitation recognition	✓	✓	✓	✓	✓	✓	✓	✓
Air pressure measurement, 4 threshold values	✓	✓	–	–	–	–	–	–
Integration of external KNX sensors in facades automation (indoor/outdoor temperature, brightness, pyranometer, wind)	✓	✓	–	–	✓	–	–	–
Calculation of the position of the sun	✓	✓	✓	✓	✓	✓	–	–
Shading control	✓ (12 facades)	✓ (8 facades)	✓ (6 facades)	✓ (8 facades)	✓ (5 facades)	✓ (5 facades)	–	–
Tracking of the slats and shadow edge	✓	✓	✓	✓	–	–	–	–
Delay times can be set (shading, threshold values) via communication objects	✓	✓	✓	✓	✓	–	✓	–
Blocking function for linkage and threshold value outputs	✓	✓	✓	✓	✓	–	✓	–
Output of status informations about facades in plain language (14 Byte), facade simulation for commissioning	✓	✓	–	–	✓	–	–	–
Calendar time switch, week time switch, date/time	✓(GPS)	✓(GPS)	✓(GPS)	✓(GPS)	✓(GPS)	✓(GPS)	–	–
Output of position coordinates	✓	✓	✓	✓	✓	–	–	–
AND and OR logic gates, 4 inputs each (number of 1-bit objects)	8 AND, 8 OR (16)	8 AND, 8 OR (16)	8 AND, 8 OR (16)	6 UND, 6 ODER (16)	8 AND, 8 OR (16)	8 AND, 8 OR (8)	8 AND, 8 OR (16)	8 AND, 8 OR (8)
8 multifunctional modules (calculators)	✓	✓	–	–	✓	–	✓	–
Heat protection (at high outdoor temperature)	✓	✓	✓	✓	✓	–	✓	–
Frost protection (in case of precipitation at low outdoor temperature)	✓	✓	–	–	✓	–	✓	–
Summer compensation for cooling	✓	✓	–	–	✓	–	–	–

KNX WEATHER STATIONS



suntracer® KNX pro Weather Station

- Wind speed sensor, wind direction sensor
- Heated precipitation sensor
- Brightness sensors for east, south and west sun, daylight (sky sensor), twilight detection
- Temperature sensor, humidity sensor (relative, absolute), air pressure sensor
- Calculation of dew point, monitoring of the comfort field (DIN 1946), summer compensation for cooling
- GPS receiver. Output of local time and position coordinates, calculation of the position of the sun
- Threshold values, adjustable per parameter or object
- Shading control for 12 fronts with tracking of the slats and shadow edge, frost protection
- Calendar time switch (4 annual terms with 2 daily periods), week time switch (24 periods)
- 8 multifunctional modules (for calculation, conditions, transition), logic gates (8 AND, 8 OR)
- Configuration with ETS
- For pole mounting, IP 44, approx. 255 × 140 × 274 (W × H × D, mm, without mounting)
- Supply: 24 V DC ±10%
- Delivery with 24 V DC power supply unit PS2500 (N° 20206), mounting pole 50 cm with mounting accessories and installation instructions²

N° 70900

Suntracer KNX pro

X2



suntracer® KNX sl Weather Station

- With wind speed sensor, heated precipitation sensor, brightness sensor, temperature sensor, air pressure sensor
- GPS receiver. Output of local time and position coordinates, calculation of the position of the sun
- Threshold values, adjustable per parameter or object
- Shading control for 8 fronts with tracking of the slats and shadow edge and with frost protection
- 8 multifunctional modules (for calculation, conditions, transition)
- Calendar time switch (4 annual terms with 2 daily periods), week time switch (24 periods)
- Summer compensation for cooling
- Logic gates (8 AND, 8 OR)
- Configuration with ETS
- For wall / pole mounting, IP 44, approx. 62 × 71 × 152 (W × H × D, mm), incl. mounting accessories (screws, mast clamp)
- Supply: 20...30 V DC
- Delivery with installation instructions² and Mounting Arm Fix

N° 70154

Suntracer KNX sl with Mounting Arm Fix

X2

Optional Accessories:

24 V DC power supply units	p. 29
KNX PS640, N° 70140-70147	p. 72
Mounting accessories	p. 77



suntracer® KNX sl light Weather Station

- With wind speed sensor, heated precipitation sensor, brightness sensor, temperature sensor, air pressure sensor
- GPS receiver. Output of local time and position coordinates, calculation of the position of the sun
- Threshold values, adjustable per parameter or object
- Shading control for 5 fronts (without tracking of the slats and shadow edge), frost protection for shading elements
- Calendar time switch (4 annual terms with 2 daily periods), week time switch (24 periods)
- 8 multifunctional modules (for calculation, conditions, transition)
- Summer compensation for cooling
- Logic gates (8 AND, 8 OR)
- Configuration with ETS
- For wall / pole mounting, IP 44, approx. 62 × 71 × 152 (W × H × D, mm), incl. mounting accessories (screws, mast clamp)
- Supply: 20...30 V DC
- Delivery with installation instructions² and Mounting Arm Fix

N° 70155

Suntracer KNX sl light with Mounting Arm Fix

X2



Focus Open 2014
Special Mention

Awards for Suntracer KNX sl

² Manual with detailed description of the parameters can be downloaded on www.elsner-elektronik.de or ordered at cost as printed version.

**Optional Accessories:**

24 V DC power supply units	p. 29
KNX PS640, N° 70140-70147	p. 72
Mounting accessories	p. 77

suntracer® KNX sl basic Weather Station

- With wind speed sensor, heated precipitation sensor, 3 brightness sensors (rotated 90° each), outdoor temperature sensor
- Threshold values, adjustable per parameter or object
- Frost protection for shading elements
- 8 multifunctional modules (for calculation, conditions, transition)
- Logic gates (8 AND, 8 OR)
- Configuration with ETS
- For wall / pole mounting, IP 44, approx. 62 × 71 × 152 (W × H × D, mm), incl. mounting accessories (screws, mast clamp)
- Supply: 20...30 V DC
- Delivery with installation instructions² and Mounting Arm Fix

N° 70156	Suntracer KNX sl basic with Mounting Arm Fix	X2
----------	---	----

**Optional Accessories:**

24 V DC power supply units	p. 29
KNX PS640, N° 70140-70147	p. 72
Mounting accessories	p. 77

P04-KNX-GPS Weather Station

- With wind speed sensor, heated precipitation sensor, brightness sensors (output of the maximum value of 3 sensors, sensors are rotated 90° each), outdoor temperature sensor
- GPS receiver. Output of local time and position coordinates
- Configuration with ETS
- For wall / pole mounting, IP 44, approx. 62 × 71 × 152 (W × H × D, mm), incl. mounting accessories (screws, mast clamp)
- Supply: 20...30 V DC
- Delivery with installation instructions² and Mounting Arm Fix

N° 71230	P04-KNX-GPS with Mounting Arm Fix	X2
----------	--	----

KNX W sl
KNX RW sl
KNX LW sl

KNX R sl

KNX sl Weather Sensors

- Configuration with ETS
- For wall / pole mounting, IP 44, approx. 62 × 71 × 152 (W × H × D, mm), incl. mounting accessories (screws, mast clamp)
- Supply: 20...30 V DC
- Delivery with installation instructions²
- Threshold values, adjustable per parameter or object
- Logic gates (8 AND, 8 OR)
- 8 multifunctional modules (for calculation, conditions, transition)

KNX W sl:

- Wind speed sensor
- Threshold values, adjustable per parameter or object
- Logic gates (8 AND, 8 OR)
- 8 multifunctional modules (for calculation, conditions, transition)

KNX RW sl:

- Rain/wind speed sensor

- Threshold values, adjustable per parameter or object
- Logic gates (8 AND, 8 OR)
- 8 multifunctional modules (for calculation, conditions, transition)

KNX LW sl:

- Brightness/wind speed sensor
- Threshold values, adjustable per parameter or object
- Logic gates (8 AND, 8 OR)
- 8 multifunctional modules (for calculation, conditions, transition)

KNX R sl:

- Heated precipitation sensor
- Logic gates (4 AND, 4 OR)
- Approx. 62 × 55 × 152 (W × H × D, mm)

N° 70158	KNX W sl	X2
N° 70162	KNX RW sl	X2
N° 70164	KNX LW sl	X2
N° 70165	KNX R sl	X2

**Optional Accessories:**

24 V DC power supply units	p. 29
KNX PS640, N° 70140-70147	p. 72
Mounting accessories	p. 77

suntracer® KNX GPS Weather Station

- With wind speed sensor, heated precipitation sensor (1.2 W), brightness sensor, outdoor temperature sensor
- GPS receiver. Output of local time and position coordinates, calculation of the position of the sun
- Threshold values, adjustable per parameter or object
- Shading control for 6 fronts with tracking of the slats and shadow edge
- Calendar time switch, week time switch
- Logic gates (8 AND, 8 OR)
- Configuration with ETS
- For wall / pole mounting, housing for surface mounting, IP 44, approx. 96 × 77 × 118 (W × H × D, mm), incl. 2 straps for pole mounting
- Supply: 20...30 V DC

N° 3093	Suntracer KNX-GPS	X2
---------	--------------------------	----

² Manual with detailed description of the parameters can be downloaded on www.elsner-elektronik.de or ordered at cost as printed version.

**Optional Accessories:**

24 V DC power supply units	p. 29
KNX PS640, N° 70140-70147	p. 72
Mounting accessories	p. 77

suntracer® KNX GPS light Weather Station

- With wind speed sensor, heated precipitation sensor (1.2 W), brightness sensor, outdoor temperature sensor
- GPS receiver. Output of local time and position coordinates, calculation of the position of the sun
- Threshold values, adjustable per parameter or object
- Shading control for 5 fronts (without tracking of the slats and shadow edge)
- Calendar time switch, week time switch
- Logic gates (8 AND, 8 OR)
- Configuration with ETS
- For wall / pole mounting, housing for surface mounting, IP 44, approx. 96 × 77 × 118 (W × H × D, mm), incl. 2 straps for pole mounting
- Supply: Available for 230 V AC or for 20...30 V DC

N° 3090	Suntracer KNX-GPS light 230 V AC	Discontinued item	X2
N° 3094	Suntracer KNX-GPS light 20...30 V DC		X2

**Optional Accessories:**

24 V DC power supply units	p. 29
KNX PS640, N° 70140-70147	p. 72
Mounting accessories	p. 77

suntracer® KNX basic Weather Station

- With wind speed sensor, heated precipitation sensor (1.2 W), brightness sensor, outdoor temperature sensor
- Threshold values, adjustable per parameter or object
- Logic gates (8 AND, 8 OR)
- Configuration with ETS
- For wall/pole mounting, housing for surface mounting, IP 44, approx. 96 × 77 × 118 (W × H × D, mm), incl. 2 straps for pole mounting
- Supply: Available for 230 V AC or for 20...30 V DC

N° 3095	Suntracer KNX basic 230 V AC	Discontinued item	X2
N° 3096	Suntracer KNX basic 20...30 V DC		X2

**Optional Accessories:**

24 V DC power supply units	p. 29
KNX PS640, N° 70140-70147	p. 72
Mounting accessories	p. 77

KNX Weather Sensors

- Threshold values, adjustable per parameter or object
 - Logic gates (8 AND, 8 OR)
 - Configuration with ETS
 - For wall / pole mounting, housing for surface mounting, IP 44, approx. 96 × 77 × 118 (W × H × D, mm), incl. 2 straps for pole mounting
 - Delivery with installation instructions²
- KNX L:**
- Brightness sensor
- KNX W:**
- Wind speed sensor
- KNX RW:**
- Rain / wind speed sensor
- KNX LW:**
- Brightness / wind speed sensor

N° 70119	KNX L power supply via bus		X2
N° 70122	KNX W 230 V AC	Discontinued item	X2
N° 70123	KNX W 20...30 V DC		X2
N° 70126	KNX RW 230 V AC	Discontinued item	X2
N° 70127	KNX RW 20...30 V DC		X2
N° 70129	KNX LW 20...30 V DC		X2

² Manual with detailed description of the parameters can be downloaded on www.elsner-elektronik.de or ordered at cost as printed version.

**Optional Accessories:**

24 V DC power supply units	p. 29
KNX PS640, N° 70140-70147	p. 72
Mounting accessories	p. 77

Windancer KNX Wetterstationen

- With wind speed sensor, heated precipitation sensor, temperature sensor
- Threshold values, adjustable per parameter or object
- Logic gates (6 AND, 6 OR)
- Configuration with ETS
- For wall mounting, IP 44, approx. 113 × 101 × 225 (W × H × D, mm), incl. mounting screws
- Pole mounting with N° 30129 Fix P (optional)
- Auxiliary voltage: 24 V DC
- Delivery with installation instructions²

Windancer KNX:

- 3 brightness sensors for east, south and west sun

Windancer KNX-GPS:

- 3 brightness sensors, use of current maximum value
- GPS receiver. Output of local time and position coordinates, calculation of the position of the sun
- Shading control for 8 fronts with tracking of the slats and shadow edge
- Calendar time switch, week time switch

N° 71235	Windancer KNX	X2
N° 71236	Windancer KNX-GPS	X2

KNX OUTDOOR SENSORS Weather stations with wind/rain sensors see page 56

						
NAME	VARI KNX 3L-T	VARI KNX 3L-TH	VARI KNX 3L-TH-D-GPS	KNX PY	KNX T-AP	KNX TH65-AP
Item number	70383	70384	70390	70157	70121	70184
Product info on ...	Page 62	Page 62	Page 62	Page 62	Page 62	Page 63
Temperature measurement, 4 threshold values	✓	✓	✓	–	✓	✓
Air humidity measurement (threshold values), dew point calculation	–	✓(4)	✓(4)	–	–	✓(2)
Brightness measurement (threshold values twilight/day)	✓(4/4)	✓(4/4)	✓(4/4)	–	–	–
Global radiation measurement (solar intensity), 4 threshold values	–	–	–	✓	–	–
Air pressure measurement, 4 threshold values	–	–	✓	–	–	–
Calculation of the position of the sun	–	–	✓	–	–	–
Blocking function for linkage and threshold value outputs	✓	✓	✓	–	–	–
Calendar time switch, week time switch, date/time	–	–	✓	–	–	–
Output of position coordinates	–	–	✓	–	–	–
AND and OR logic gates, 4 inputs each (number of 1-bit objects)	8 AND, 8 OR (16)	8 AND, 8 OR (16)	8 AND, 8 OR (16)	2 AND, 2 OR (8)	4 AND, 4 OR (8)	4 AND, 4 OR (8)
8 multifunctional modules (calculators)	✓	✓	✓	–	–	–
Temperature controller (heating, cooling)	✓	✓	✓	–	✓	✓
Humidity controller (ventilation)	–	✓	✓	–	–	✓
Summer compensation for cooling	✓	✓	✓	–	–	–

² Manual with detailed description of the parameters can be downloaded on www.elsner-elektronik.de or ordered at cost as printed version.

KNX OUTDOOR SENSORS



Optional Accessory:

Mounting accessories p. 77

Vari KNX Outdoor Sensors

- Sensors for outdoor and indoor application
- Calculation of mixed values (own / external value), threshold values, adjustable per parameter or object
- Logic gates (8 AND, 8 OR), 8 multifunctional modules (for calculation, conditions, transition)
- Configuration with ETS
- For wall/pole mounting, IP 44, approx. 65 × 80 × 30 (W × H × D, mm), incl. mounting accessories (screws, mounting strap)
- Supply: bus voltage
- Delivery with installation instructions²

Vari KNX 3L-T:

- 3 Helligkeitssensoren, jeweils 90° versetzt
- Temperature sensor, PI controllers for heating / cooling
- Summer compensation for cooling

Vari KNX 3L-TH:

- 3 brightness sensors, rotated 90° each
- Temperature sensor, PI controllers for heating / cooling

- Air humidity sensor, PI controllers for ventilation (dehumidification / humidification), calculation of dew point, monitoring of the comfort field (DIN 1946)
- Summer compensation for cooling
- Actuating variable comparators

Vari KNX 3L-TH-D GPS:

- 3 brightness sensors, rotated 90° each
- Temperature sensor, PI controllers for heating / cooling
- Air humidity sensor, PI controllers for ventilation (dehumidification / humidification), calculation of dew point, monitoring of the comfort field (DIN 1946)
- Air pressure sensor
- Summer compensation for cooling
- Actuating variable comparators
- GPS receiver: output of current time and position coordinates, calculation of the solar position
- Calendar time switch (4 annual terms with 2 daily periods), week time switch (24 periods)

N° 70383	Vari KNX 3L-T	X2
N° 70384	Vari KNX 3L-TH	X2
N° 70390	Vari KNX 3L-TH-D GPS	X2



Optional Accessory:

Mounting accessories p. 77

KNX PY Pyranometer

- Measures the global irradiance (sun intensity), output of radiation intensity in watts per squaremeter (0...2500 W/m²) or kilowatt hours per squaremeter (0...2196 kWh/m²)
- 4 threshold values, adjustable per parameter or object
- Logic gates (2 AND, 2 OR)
- Configuration with ETS
- For wall / pole mounting, housing for surface mounting, IP 44, approx. 96 × 77 × 118 (W × H × D, mm), incl. 2 straps for pole mounting
- Supply: bus voltage
- Delivery with installation instructions²

N° 70157	KNX PY	X2
----------	---------------	----



KNX T-AP Temperature Sensor

- Temperature sensor for indoor and outdoor applications
- Calculation of mixed values (own / external value), 4 threshold values, adjustable per parameter or object
- Logic gates (4 AND, 4 OR)
- PI Controller for heating / cooling
- Configuration with ETS
- Housing for surface mounting, IP 65, grey, approx. 65 × 93 × 38 (W × H × D, mm)
- Supply: bus voltage
- Delivery with installation instructions²

N° 70121	KNX T-AP	X2
----------	-----------------	----


² Manual with detailed description of the parameters can be downloaded on www.elsner-elektronik.de or ordered at cost as printed version.



KNX TH65-AP Thermo-Hygrometer

- Sensor for indoor and outdoor applications for temperature and humidity (relative, absolute)
- Calculation of mixed values (own / external value), calculation of dew point. 7 threshold values, adjustable per parameter or object
- Monitoring of the comfort field (DIN 1946)
- Logic gates (4 AND, 4 OR)
- PI controllers for heating / cooling (temperature) and ventilation (dehumidification / humidification)
- Configuration with ETS
- Housing for surface mounting, IP 65, grey, approx. 65 × 93 × 38 (W × H × D, mm)
- Supply: bus voltage
- Delivery with installation instructions²

N° 70184	KNX TH65-AP	X2
----------	--------------------	----



KNX I4-ERD Evaluation Unit for Ground Sensors TH-ERD

- Evaluation unit for monitoring of ground temperature/humidity for up to 4 ground sensors (please order sensors separately).
 - Configuration with ETS
 - Delivery with installation instructions²
- KNX I4-ERD Evaluation Unit:**
- 2 threshold values for temperature / humidity per sensor
 - 6 units series installation housing, approx. 107 × 88 × 60 (W × H × D, mm)
 - Supply: 230 V AC, 50 Hz
- TH-ERD Ground temperature / humidity sensor:**
- Temperature measurement (-55...125°C)
 - Moisture measurement (possible measurement in a temperature range of -10...70°C)
 - Approx. 32 × 220 × 10 (W × H × D, mm), cable length approx. 10 m, may be extended to 100 m

N° 70310	KNX I4-ERD evaluation unit	X2
N° 70312	TH-ERD ground temperature/humidity sensor	X2




KNX S0250 Tank Sensors for KNX

- For measurement of the capacity of liquids in tanks and for distance measurement
 - Threshold values, adjustable per parameter or object
 - Set consisting of evaluation unit and ultrasonic probe
 - Ultrasound probe with measurement range 12 to 250 cm. Dimensions: Ø approx. 60 mm, height approx. 45 mm, 1½" thread, incl. 10 m cable
 - Suitable for water and heating oil
 - Configuration with ETS
 - Delivery with installation instructions²
- KNX S0250 basic:**
- Evaluation unit for series installation, 3 units, approx. 53 × 88 × 60 (W × H × D, mm)
 - Supply: bus voltage
- KNX S0250:**
- Evaluation unit with display and push buttons, for series installation, 7 units, approx. 123 × 89 × 61 (W × H × D, mm)
 - 2 additional output relays
 - Supply: 230 V AC, 50 Hz

N° 70153	KNX S0250 basic Evaluation unit with probe	X2
N° 70151	KNX S0250 Evaluation unit with probe	X2

² Manual with detailed description of the parameters can be downloaded on www.elsner-elektronik.de or ordered at cost as printed version.


KNX ACTUATORS – FOR LIGHTING (DALI)



KNX DALI L4 bc 16 A Actuator for lighting control

- 4 outputs for DALI lighting control, maximum 16 A total load
- Broadcast control (all lights at one output receive the same command)
- Brightness control, control of color temperature and RGB and RGBW color values
- 8 channel scene control
- Configuration with ETS
- Supply: 230 V AC, 50 Hz
- Installation on DIN rail, with integrated push buttons and LEDs, 6 units, approx. 107 × 88 × 60 (W × H × D, mm)
- Delivery with installation instructions²

N° 70580	KNX DALI L4 bc 16 A	X2
----------	----------------------------	----



KNX DALI L1 & L2 ind/gr/bc Interface

- For DALI lighting control (DALI-2)
- Individual control, group control (also combined) or broadcast control
- Brightness control, control of color temperature and RGB and RGBW color values
- Status messages via two-line text display and KNX bus
- Emergency lighting tests via KNX line
- Configuration with ETS
- Ethernet port for network settings, language, statistics, firmware update via embedded web interface
- Micro USB port for system access (e.g. software update)
- Supply: 110...240 V AC
- Internal DALI power supply
- Installation on DIN rail, 4 units, approx. 70 × 90 × 64.5 (W × H × D, mm)
- Delivery with installation instructions²

KNX DALI L1 ind/gr/bc:


- 1 output for 64 individual devices or 16 groups
- 16 scenes

KNX DALI L2 ind/gr/bc:

- 2 output for 2×64 individual devices or 2×16 groups
- 2×16 scenes

N° 70582	KNX DALI L1 ind/gr/bc NEW	X2
N° 70581	KNX DALI L2 ind/gr/bc NEW	X2

KNX ACTUATORS – FOR HEATING / COOLING



KNX K Heating Actuators for KNX

- For heating / cooling control, on / off or pulsewidth modulation, 230 V AC, 8 W per output
- Starting current max. 1.1 A per output
- Independent internal PI temperature controllers (one- or two-stage)
- Configuration with ETS
- Delivery with installation instructions²
- Installation on DIN rail, with integrated push buttons and LEDs, 3 units, approx. 53 × 88 × 60 (W × H × D, mm)
- Supply: bus voltage

KNX K8:

- 8 outputs
- Installation on DIN, rail with integrated push buttons and LEDs, 6 units, approx. 107 × 88 × 60 (W × H × D, mm)
- Supply: 230 V AC, 50 Hz

KNX K4:

- 4 outputs

N° 70320	KNX K4	X2
N° 70321	KNX K8	X2

² Manual with detailed description of the parameters can be downloaded on www.elsner-elektronik.de or ordered at cost as printed version.

KNX ACTUATORS – FOR DOORS



Control Module for Door Drives KNX A3-B2





- 3 outputs for control of a door (defined open / close / stop, impulse or deadman mode)
- 2 binary inputs (for status query or as a bus push button)
- Connection via included breakout cable
- Installation in a flush mounted socket, approx. 38 × 47 × 29 (W × H × D, mm)
- Configuration with ETS
- Supply: bus voltage
- Delivery with installation instructions²

N° 70391

KNX A3-B2

X2

KNX SWITCHING ACTUATORS

				
NAME	KNX R4 16 A	KNX R8 16 A	KNX R1-B4 compact 16 A	KNX RF R1-B2 compact 16 A
Item number	70571	70570	70574	70720
Product info on ...	Page 66	Page 66	Page 65	Page 75
Housing	DIN-rail 3 units	DIN-rail 6 units	in-wall	in-wall
Pairs of buttons	2	4	–	–
Supply	Bus	Bus	Bus	230 V AC
Channels	4	8	1	1
Voltage outputs	potential-free	potential-free	potential-free	potential-free
Digital inputs	–	–	4	2
Behaviour adjustable for bus voltage failure/recovery	✓ adjustable	✓	✓	✓
Scenes	–	–	8	8
Automatic staircase lighting system with pre-warning, on & off delay	✓	✓	✓	✓

KNX ACTUATORS – FOR CONSUMERS



KNX R1-B4 compact 16 A Switching Actuator


- Potential-free relay output for 1 consumer load (on / off); maximum 270 V AC/30 V DC, 16 A
- Timer functions: On / off delay, staircase timer with adjustable prewarning
- 8 channel scene control
- 4 digital inputs
- Configuration with ETS
- For installation, e.g. in socket. Diameter approx. 52 mm, depth approx. 24 mm
- Supply: bus voltage
- Delivery with connection line for the digital inputs and installation instructions²

N° 70574

KNX R1-B4 compact 16 A

X2

² Manual with detailed description of the parameters can be downloaded on www.elsner-elektronik.de or ordered at cost as printed version.



KNX R Switching Actuators

- Potential-free outputs for 1 drive (on / off) up to 230 V AC/30 V DC
- Timer functions: On / off delay, staircase timer with adjustable prewarning
- Configuration with ETS
- Supply: bus voltage
- Delivery with installation instructions²

KNX R4:

- 4 outputs
- Installation on DIN, rail with integrated push buttons and LEDs, 3 units, approx. 53 × 88 × 60 (W × H × D, mm)

KNX R8:

- 8 outputs
- Installation on DIN, rail with integrated push buttons and LEDs, 6 units, approx. 107 × 88 × 60 (W × H × D, mm)

N° 70570	KNX R8 16 A	X2
N° 70571	KNX R4 16 A	X2

KNX ACTUATORS – FOR DRIVES OR CONSUMERS



KNX S1R-B4 compact Multifunctional Actuator

- Potential-free relay output for 1 drive (1x up / down) or two consumers (2x on / off); maximum 270 V AC / 30 V DC, 5 A
- Shading/window automation; movement restrictions
- 16 channel scene control
- 4 digital inputs
- Configuration with ETS
- For installation, e.g. in socket. Diameter approx. 52 mm, depth approx. 24 mm
- Supply: bus voltage
- Delivery with connection line for the digital inputs and installation instructions²

N° 70550	KNX S1R-B4 compact	X2
----------	---------------------------	----




KNX S1R-UP Multifunctional Actuators

- Potential-free relay output for one drive (1x up / down) or two consumers (2x on / off)
- Switches lowwearing near the zero crossing of electric tension, max. 230 V AC, fused with T4.0 A
- Motor run time variable by ETS parameters or active current metering
- Shading/window automation; movement restrictions
- 16 channel scene control
- 4 temperature threshold values
- Configuration with ETS
- Supply: bus voltage
- Installation in a flush mounted socket, approx. 50 × 50 × 54 (W × H × D, mm)
- Delivery with installation instructions²
- KNX S1R-UP:**
 - Without additional inputs
- KNX S1R-BA2-UP:**
 - 2 Analogue/digital inputs, e.g. for temperature sensor or buttons

N° 70511	KNX S1R-UP	X2
N° 70512	KNX S1R-BA2-UP	X2

Optional Accessories:

Temperature Sensor T-NTC p. 77



KNX S1-BA4 Multifunctional Actuator

- Potential-free relay output for 1 drive (1x up / down) or two consumers (2x on / off)
- Motor run time variable by ETS parameters or active current metering
- Shading/window automation; movement restrictions
- 16 channel scene control
- 4 Analogue/digital inputs, e.g. for sensor/buttons
- 4 temperature threshold values
- Configuration with ETS
- Installation on DIN, rail with integrated push buttons and LEDs, 3 units, approx. 53 × 88 × 60 (W × H × D, mm)
- Supply: bus voltage
- Delivery with installation instructions²

N° 70514	KNX S1-BA4	X2
----------	-------------------	----

Optional Accessories:

Temperature Sensor T-NTC p. 77


**Optional Accessories:**

Temperature Sensor T-NTC p. 77

KNX S1E-UP Multifunctional Actuators

- Non-wearing electrical output for one drive (1x up / down) or two consumers (2x on / off); maximum 230 V AC, up to 400 W
 - Motor run time variable by ETS parameters or active current metering
 - Shading/window automation; movement restrictions
 - 16 channel scene control
 - 4 temperature threshold values
 - Configuration with ETS
 - Installation in a flush mounted socket, approx. 50 × 50 × 54 (W × H × D, mm)
 - Supply: bus voltage
 - Delivery with installation instructions²
- KNX S1E-UP 230 V:**
- Without inputs
- KNX S1E-BA2-UP 230 V:**
- 2 Analogue/digital inputs, e.g. for temperature sensor T-NTC N° 30516

N° 70517	KNX S1E-UP 230 V	X2
N° 70518	KNX S1E-BA2-UP 230 V	X2

**KNX S4-B10, KNX S2-B6, KNX S1-B2 Multifunctional Actuators**

- Outputs 230 V AC, each for one drive (1x up / down) or two consumers (2x on / off)
 - Motor run time variable by ETS parameters or active current metering
 - Automatic functions for shading, window; movement restrictions
 - 16 channel scene control
 - Supply: 230 V AC, 50 Hz
 - Configuration with ETS
 - Delivery with installation instructions²
- KNX S4-B10 230 V:**
- 4 multifunctional outputs 230 V AC (4 drives / 8 consumers)
 - 10 binary inputs
- KNX S2-B6 230 V:**
- 2 multifunctional outputs 230 V AC (2 drives / 4 consumers)
 - 6 binary inputs
- KNX S1-B2 230 V:**
- 1 multifunctional output 230 V AC (1 drive / 2 consumers)
 - 2 binary inputs
 - Installation on DIN, rail with integrated push buttons and LEDs, 3 units, approx. 53 × 88 × 60 (W × H × D, mm)

N° 70530	KNX S4-B10 230 V	X2
N° 70531	KNX S2-B6 230 V	X2
N° 70532	KNX S1-B2 230 V	X2

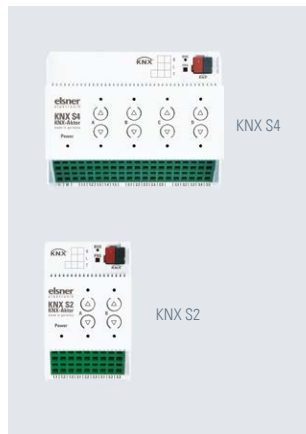
**KNX S2-B6-AP Multifunctional Actuator**

- 2 multifunctional outputs 230 V AC, each for 1 drive (up/down) or 2 consumers (2 × on/off)
- Motor run time variable by ETS parameters or active current metering
- Automatic functions for shading, window; movement restrictions
- 16 channel scene control
- 6 binary inputs
- Configuration with ETS
- Surface installation approx. 175 × 128 × 52 (L × W × H, mm)
- Integrated up/down-buttons and LEDs for initial operation
- Supply: 230 V AC, 50 Hz
- Delivery with installation instructions²

N° 70538	KNX S2-B6-AP	X2
----------	---------------------	----

² Manual with detailed description of the parameters can be downloaded on www.elsner-elektronik.de or ordered at cost as printed version.

KNX ACTUATORS – FOR 230 V AC DRIVES



KNX S Actuators

- Potential-free outputs for drives (up / down) up to 230 V AC and 30 V DC
- Internal automatic functions for shading, window
- Configuration with ETS
- Delivery with installation instructions²

KNX S2:

- 2 drive outputs
- Installation on DIN, rail with integrated push buttons and LEDs, 3 units, approx. 53 × 88 × 60 (W × H × D, mm)

- Supply: bus voltage

KNX S4:

- 4 drive outputs
- Installation on DIN, rail with integrated push buttons and LEDs, 6 units, approx. 107 × 88 × 60 (W × H × D, mm)
- Supply: 230 V AC, 50 Hz

N° 70541	KNX S2	X2
N° 70540	KNX S4	X2

KNX ACTUATORS – FOR 24 V DC DRIVES



KNX S1R-BA4-UP 24 V Actuator


- Output with polarity change for 12 / 24 V DC motor
- Motor run time variable by ETS parameters or active current metering
- Automatic functions for shading and window; movement restrictions
- 16 channel scene control
- 4 analogue / digital inputs e.g. for temperature sensor or push button
- 4 temperature threshold values

- Configuration with ETS
- For installation in a flush mounted socket, approx. 50 × 50 × 54 (W × H × D, mm)
- Supply: bus voltage (external power supply necessary for output)
- Delivery with installation instructions²

Optional Accessories:

Temperature Sensor T-NTC p. 77

N° 70516	KNX S1R-BA4-UP 24 V	X2
----------	----------------------------	----



KNX S4-B12 24V KNX Actuator

- 4 outputs with polarity change (up / down) for motors 12 - 24 V DC, separate voltage supply per channel
- Motor run time variable by ETS parameters or active current metering
- Automatic functions for shading, window; movement restrictions
- 16 channel scene control

- 12 binary inputs
- Installation on DIN, rail with integrated push buttons and LEDs, 6 units, approx. 107 × 88 × 60 (W × H × D, mm)
- Supply: 20...32 V DC (external power supply necessary)
- Configuration with ETS
- Delivery with installation instructions²

N° 70533	KNX S4-B12 24 V	X2
----------	------------------------	----

² Manual with detailed description of the parameters can be downloaded on www.elsner-elektronik.de or ordered at cost as printed version.

KNX ACTUATORS – FOR DRIVES WITH 3 LIMIT SWITCHES



KNX S4-B12 DES Actuator for drives with 3 limit switches

- 4 outputs 230 V AC, each for 1 drive (up / down) with 3 limit switches (DES)
- 12 binary inputs
- Internal automatic functions for shading; movement restrictions
- 16 channel scene control
- Configuration with ETS
- Operating voltage: 230 V AC, 50 Hz
- Installation on DIN, rail with integrated push buttons and LEDs, 6 units, approx. 107 × 88 × 60 (W × H × D, mm)
- Delivery with installation instructions²








N° 70535

KNX S4-B12 DES

X2


² Manual with detailed description of the parameters can be downloaded on www.elsner-elektronik.de or ordered at cost as printed version.

KNX ACTUATORS for drives or multifunctional

							
NAME	KNX S4-B10 230 V	KNX S4	KNX S2-B6 230 V	KNX S2	KNX S1-B2 230 V	KNX S1-BA4	KNX S4-B12 24 V
Item number	70530	70540	70531	70541	70532	70514	70533
Product info on ...	Page 67	Page 68	Page 67	Page 68	Page 67	Page 66	Page 68
Housing	DIN-rail 6U	DIN-rail 6U	DIN-rail 6U	DIN-rail 3U	DIN-rail 3U	DIN-rail 3U	DIN-rail 6U
Pairs of buttons	4	4	2	2	1	1	4
Supply	230 V AC	230 V AC	230 V AC	Bus	230 V AC	Bus	20...32 V DC
Channels	4	4	2	2	1	1	4
Multifunctional (per 1x up/down or 2x off/on)	✓	only up/down	✓	only up/down	✓	✓	only up/down
Output voltage	230 V AC	potential-free	230 V AC	potential-free	230 V AC	potential-free	12...24 V DC pole reversal
Outputs switch	mechanical	mechanical	mechanical	mechanical	mechanical	mechanical	mechanical
Separate voltage feed per channel	–	✓	–	✓	–	–	✓
Digital inputs	10	–	6	–	2	–	12
Digital/analogue inputs	–	–	–	–	–	4	–
Input voltage	6...80 V DC, 6...240 V AC	–	6...80 V DC, 6...240 V AC	–	6...80 V DC, 6...240 V AC	–	6...24 V DC
Drives: runtime measurement	✓*	–	✓*	–	✓*	✓*	✓*
Dead time (also automatically)	✓	✓	✓	✓	✓	✓	✓
Position feedback, position storage	✓	✓	✓	✓	✓	✓	✓
Locking (Master/Slave)	✓	✓	✓	✓	✓	✓	✓
Priority for safety functions, Priority manual/automatic adjustable	✓	✓	✓	✓	✓	✓	✓
Safety objects per channel, with movement position	5	5	5	5	5	5	5
Short term restriction (movement command blocked)	✓	✓	✓	✓	✓	✓	✓
Movement restriction	2	2	2	2	2	–	–
Behaviour adjustable for bus voltage failure/recovery	✓	✓	✓	✓	✓	✓	✓
Automatic Shading, slat tracking	✓	✓	✓	✓	✓	✓	✓
Step command for slat turning	✓	✓	✓	✓	✓	✓	✓
Window automation	✓	✓	✓	✓	✓	✓	✓
Scenes	16	16	16	16	16	16	16
Temperature thresholds	–	–	–	–	–	4	–
Automatic staircase lighting system	✓	–	✓	–	✓	✓	–

* consider minimum current

KNX POWER SUPPLY UNITS



KNX PS640 (USB) Power Supply Unit for KNX

- 1 output for KNX bus voltage, output current of max. 640 mA, short-circuit proof (throttled)
- 1 output for 24 V DC, output current of maximum 150 mA (not throttled)
- Display of short circuit, overvoltage, overload, excessive temperature, current consumption
- Reset of the connected bus participants at the device
- Installation on DIN rail with display and push buttons, 7 units, approx. 123 × 89 × 61 (W × H × D, mm)
- Supply: 230 V AC, 50 Hz


KNX PS640:

- Without USB interface

KNX PS640 USB:

- With USB interface for programming (ETS)

N° 70140	KNX PS640	X2
N° 70143	KNX PS640 USB	X2



KNX PS640+(USB) Power Supply Unit for KNX

- 1 output for KNX bus voltage, output current of max. 640 mA, short-circuit proof (throttled)
- 1 output for 24 V DC, output current of maximum 150 mA (not throttled)
- Display of short circuit, overvoltage, overload, excessive temperature, current consumption
- Storage of malfunction messages
- Reset of the connected bus participants at the device
- Bus connector for data transfer to line/main line/area
- With bus functions (transfer of malfunction messages / operating; time / period reset via the bus)
- Installation on DIN rail with display and push buttons, 7 units, approx. 123 × 89 × 61 (W × H × D, mm)
- Supply: 230 V AC, 50 Hz


KNX PS640+:

- Without USB interface

KNX PS640+USB:

- With USB interface for programming (ETS)

N° 70141	KNX PS640+ with bus functions	X2
N° 70144	KNX PS640+USB with bus functions	X2



KNX PS640 IP Router with Power Supply Unit for KNX

- 1 output for KNX bus voltage, output current of max. 640 mA, short-circuit proof (throttled)
- 1 output for 24 V DC, output current of max. 150 mA (not throttled)
- Display of short circuit, overvoltage, overload, excessive temperature, current consumption
- Storage of malfunction messages
- With Ethernet interface (RJ45 connector). Allows for routing (Ethernet as fast backbone for KNX data), use as line coupler, tunneling (bus access over IP, remote maintenance via LAN)
- Reset of the connected bus participants at the device
- Installation on DIN rail with display and push buttons, 7 units, approx. 123 × 89 × 61 (W × H × D, mm)
- Supply: 230 V AC, 50 Hz


KNX PS640-IP:

- Without bus functions

KNX PS640-IP+:

- Bus connector for data transfer to line / main line / area
- With bus functions (transfer of malfunction messages / operating; time / period reset via the bus)

N° 70142	KNX PS640-IP with Ethernet interface	X2
N° 70145	KNX PS640-IP+ with bus functions and Ethernet interface	X2



KNX PS640 4U Power Supply Unit for KNX

- 1 output for KNX bus voltage, throttled, output current of max. 640 mA
- 1 output for 30 V DC, not throttled, max. 640 mA
- Overload and short circuit proof
- Reset of the bus line via button
- LEDs display status information
- Power loss < 5 W
- Installation on DIN rail 4 units, approx. 94 × 72 × 71 (W × H × D, mm)
- Supply: 230 V AC, 50 Hz

N° 70146	KNX PS640 4U	X2
----------	---------------------	----

² Manual with detailed description of the parameters can be downloaded on www.elsner-elektronik.de or ordered at cost as printed version.



KNX PS640-IP 2U Intelligent Power Supply Unit for KNX

- 1 output for KNX bus voltage, throttled, output current of max. 640 mA
- 1 output for 30 V DC, not throttled, max. 640 mA
- Overload and short circuit proof
- Diagnostic functions: Transmission of measured values (output voltage, current, temperature, bus load), counter readings, duration of events (overload, short circuit, KNX bus/device restart, operating time, duration of bus load disconnection, number of alarms) to the bus
- Configurable alarm levels, alarm group objects
- Reset of the bus line via button or remote
- Multi-coloured LEDs display status information
- Power loss < 5 W
- Installation on DIN rail 2 units, approx. 94 × 36 × 71 (W × H × D, mm)
- Supply: 230 V AC, 50 Hz

N° 70147

KNX PS640-IP 2U

X2

KNX INTERFACES, COUPLERS



IP KNX Interface

- Interface for data transfer between IP and KNX
- For 8 Mobotix IP cameras (and other devices communicating in the same way) with 8 input and 8 output objects each
- Transfer of camera events to the KNX bus, control of the camera via the KNX bus
- KNX bus connector and IP port (POE)
- Configuration with ETS 5 and camera software
- Installation on DIN rail, 3 units, approx. 53 × 88 × 60 (W × H × D, mm)
- Delivery with installation instructions²

N° 70199

IP KNX Interface

X2



KNX B4 Universal Interface

- 4 binary inputs integrate conventional push-buttons and other contacts into the KNX system
- Functions: Drive control (1 or 2 buttons), dimming, switching, sending values, counter reset, counter limit value, scenes
- Distinction between short/long command
- Installation in socket, e. g. behind a switch, dimensions approx. 42 × 43 × 11 (W × H × D mm)
- Delivery with installation instructions²

N° 70251

KNX B4 Universal

X2



KNX CP TP Area and Line Coupler

- Data exchange between a KNX TP main and sub line.
- Routing filter for group and individual telegrams (incl. button for temporary deactivation), supports long telegrams
- Suppression of configuration from the sub line to the main line
- Use as line amplifier: extension of a KNX TP line by one segment
- Functions for troubleshooting, quick commissioning and avoidance of unnecessary telegram traffic
- Integrated ACK generator
- Multi-coloured LEDs display status information
- Installation on DIN rail 2 units, approx. 90 × 36 × 71 (W × H × D, mm)
- Supply: bus voltage
- Delivery with installation instructions²

N° 70148

KNX CP TP

X2

² Manual with detailed description of the parameters can be downloaded on www.elsner-elektronik.de or ordered at cost as printed version.



KNX CP IP Router with Routing and Tunneling Interface

- KNXnet/IP routing
- Routing filter for group and individual telegrams (incl. button for temporary deactivation), supports long telegrams
- Suppression of configuration from the sub line to the main line
- Functions for troubleshooting, quick commissioning and avoidance of unnecessary telegram traffic
- With Ethernet interface (RJ45 connector). Allows for routing (Ethernet as fast backbone for KNX data, 4 connections), use as line coupler, tunneling (bus access over IP, remote maintenance via LAN)
- Integrated ACK generator
- Multi-coloured LEDs display status information
- Web frontend for status and diagnosis
- Installation on DIN rail 2 units, approx. 90 × 36 × 71 (W × H × D, mm)
- Supply: bus voltage
- Delivery with installation instructions²

N° 70149

KNX CP IP

X2

KNX RF



KNX RF LC-TP Media Coupler

- Connects wireless KNX devices (KNX RF) with wired devices (KNX TP)
- Bidirectional communication
- Display shows addressing, KNX traffic (bus load for RF and TP), incoming / outgoing telegrams (for RF and TP, with source and destination address)
- Housing plastic white (glossy)
- For indoor use
- Can be combined with switch systems with frame size 55 mm. Mounting depth 15 mm. For installation in a socket. Frame not included.
- Supply: bus voltage

N° 70701

KNX RF LC-TP

X2



KNX RF-MSG-ST Motor Control Unit

- Actuator for KNX RF with 1 drive output (230 V AC)
- Motor run time variable by ETS parameters or active current metering
- Position feedback and storage, scenes
- Retransmitter function (forwarding of all received KNX RF telegrams)
- Housing with STAS3 plug and STAK3 connector
- Approx. 147 × 36 × 29 (W × H × D, mm)
- Supply: 230 V AC, 50 Hz
- Configuration with ETS, KNX RF S-Mode
- Delivery with installation instructions²

Optional Accessory:

STAK/STAS connectors p.20

N° 70711

KNX RF-MSG-ST

X2



KNX RF-MSG(2)-DST Motor Control Unit

- Actuators for KNX RF
 - Motor run time variable by ETS parameters or active current metering
 - Position feedback and storage, scenes
 - Retransmitter function (forwarding of all received KNX RF telegrams)
 - Housing with STAS3 plugs and STAK3 connectors
 - Approx. 135 × 73 × 29 (W × H × D, mm)
 - Supply: 230 V AC, 50 Hz
 - Configuration with ETS, KNX RF S-Mode
 - Delivery with installation instructions²
- KNX RF-MSG-DST:**
- Actuator for 1 drive (230 V AC / 4 A max.)
 - 230 V AC output to supply additional motor control units (loop-through function for mains voltage)
- KNX RF-MSG2-DST:**
- Actuator for 2 drives (230 V AC), separately controlled

Optional Accessory:

STAK/STAS connectors p.20

N° 70712

KNX RF-MSG-DST

X2

N° 70713

KNX RF-MSG2-DST

X2

² Manual with detailed description of the parameters can be downloaded on www.elsner-elektronik.de or ordered at cost as printed version.



KNX RF S1R-B2 compact Multifunctional Actuator

- Potential-free relay output for 1 drive (1x up / down) or two switchable devices (2x on / off); maximum 270 V AC/30 V DC, 5 A
- Blocks and movement restrictions
- 16 channel scene control
- 2 digital inputs
- Configuration with ETS, KNX RF S-Mode
- For Installation, e. g. in socket. Diameter approx. 52 mm, depth approx. 29 mm
- Supply: 230 V AC, 50 Hz
- Delivery with connection line for the digital inputs and installation instructions²

N° 70715

KNX RF S1R-B2 compact

X2




KNX RF R1-B2 compact 16 A

- Potential-free relay output for 1 drive (on / off); maximum 270 V AC / 30 V DC, 16 A
- Time functions: On / off delay, staircase lighting timer with adjustable prewarning
- 8 channel scene control
- 2 digital inputs
- Configuration with ETS, KNX RF S-Mode
- For Installation, e. g. in socket. Diameter approx. 52 mm, depth approx. 29 mm
- Supply: 230 V AC, 50 Hz
- Delivery with connection line for the digital inputs and installation instructions²

N° 70720

KNX RF R1-B2 compact 16 A

X2



Remo KNX RF Remote Control

- Hand-held transmitter with touch control panel for KNX RF
- 32 channels
- Functions: switching, dimming, light colour RGBW, light colour temperature, moving drives (awning, blinds, roller shutters, windows), temperature change (for heating / cooling), scenes, operating media technology, value display
- Configuration with ETS, KNX RF S-Mode
- Housing plastic black, real glass
- Approx. 64 × 122 × 11 (W × H × D, mm)
- Power supply: Lithium battery, rechargeable via USB 2.0 Micro B charger
- Delivery with installation instructions²

Optional Accessory:

USB charging set, N° 10155 p. 20

N° 70747

Remo KNX RF 2.0

X2



KNX RF USB Stick (Discontinued item)

- PC interface system setup via KNX RF
- For addressing, programming and diagnostics of KNX devices with a windowsbased PC
- USB 2.0 type A
- KNX RF S Mode
- Housing plastic black
- Approx. 21 × 59 × 7.5 (W × H × D, mm)

N° 70704

KNX RF USB Stick

Discontinued item

X2

² Manual with detailed description of the parameters can be downloaded on www.elsner-elektronik.de or ordered at cost as printed version.

ACCESSORIES

ACCESSORIES – SENSORS FOR CONNECTION TO INPUTS



T-NTC Temperature Sensor

- Temperatur plug probe for in-/outdoor applications
- Measurement range -35°C...+100°C
- Cable length approx. 3 m; Length of sensor sleeve approx. 32 mm, Ø approx. 6 mm
- For Corlo Touch KNX display, Cala Touch KNX, A/D inputs of actuators and T6-UN-B4

N° 30516	T-NTC	X1
----------	--------------	----

ACCESSORIES – FOR INSTALLATION



eTR Surface Mount Housing

- Cap for surface installation of devices of the eTR series (KNX, Modbus)
- Dimensions approx. 78.5 × 78.5 (W × H, mm). Mounting depth approx. 19 mm. Total depth including eTR device approx. 27.5 mm

N° 30190	eTR surface mount housing signal white RAL 9003	X2
----------	--	----



ST Power Plug Connector Set

- STAK3, STAS3, STASI
- STAK/STAS Connection cables see p. 20

N° 30234	ST Power Plug connector set (Article of trade)	X1
----------	---	----

ACCESSORIES – FOR MOUNTING OF WEATHER STATIONS



Worm Drive Hose Clips

- For pole mounting of sensors type P04/Suntracer sl (with 1 clip) and of the large hinge arm (with 2 clips)
- Diameter 40-60 mm


N° 30232	Clips for pole mounting, 2 pieces. (Article of trade)	X1
----------	--	----



Stainless steel mounting strap

- For pole mounting of sensors type P03/Solexa/Suntracer (with 2 mounting straps) and Vari (with 1 mounting strap)

N° 30235	Stainless steel mounting strap for pole mounting, 2 pieces (Article of trade)	X1
----------	--	----



Mounting Arms/Mounts for Weather Stations

- For flexible mounting of Elsner Elektronik weather stations and sensors

Hinge Arm large:

- For wall / pole / beam mounting
- 1 hinge, total length approx. 420 mm
- Available powder-coated RAL 9016 (traffic white) or aluminium blank
- For P03 / Solexa / Suntracer models

Arm L:

- For wall mounting
- No joints, total length approx. 163 mm
- Powder-coated RAL 9003
- For P03/Solexa/Suntracer, P04/Suntracer sl, Windancer and Vari models

Flex S:

- For wall mounting
- 1 ball joint (25°), total length approx. 64 mm
- Powder-coated RAL 9003 (signal white)
- For P03/Solexa/Suntracer, P04/Suntracer sl, Windancer and Vari models

Flex S+ (Discontinued item):

- For wall mounting
- 2 ball joints (25° each), total length approx. 116 mm
- Powder-coated RAL 9003 (signal white)
- For P03/Solexa/Suntracer, P04/Suntracer sl, Windancer and Vari models

N° 30109 **Hinge Arm large** RAL 9016 X1

N° 30111 **Hinge Arm large** blank X1

N° 30112 **Arm L** no joints X1

N° 30119 **Flex S** 1 ball joint X1

N° 30120 **Flex S+** 2 ball joints X1

Discontinued item

N° 30115 **Flex L** 1 ball joint X1

N° 30116 **Flex L+** 2 ball joints X1

N° 30127 **Fix** RAL 9003 X1

N° 30128 **Fix** blank X1

N° 30129 **Fix P** RAL 9003 X1

Flex L:

- For wall mounting
- 1 ball joint (25°), total length approx. 215 mm
- Powder-coated RAL 9003 (signal white)
- For P03/Solexa/Suntracer, P04/Suntracer sl, Windancer and Vari models

Flex L+:

- For wall mounting
- 2 ball joints (25° each), total length approx. 267 mm
- Powder-coated RAL 9003 (signal white)
- For P03/Solexa/Suntracer, P04/Suntracer sl, Windancer and Vari models

Fix:

- For wall mounting
- Total length approx. 425 mm.
- Available powder-coated RAL 9003 (signal white) or aluminium blank
- For P03/Solexa/Suntracer, P04/Suntracer sl, Windancer and Vari models

Fix P:

- For pole mounting
- Approx. 55 × 58 × 30 (W × H × D, mm)
- Powder-coated RAL 9003 (signal white)
- For P03/Solexa/Suntracer, P04/Suntracer sl, Windancer and Vari models



ELSNER ELEKTRONIK – smart building technology

Building automation technology "Made in Ostelsheim"

Elsner Elektronik has been standing for intelligent solutions in the sector of automatic control systems and building automation since 1990. All products of Elsner are developed and manufactured at the company headquarters in Ostelsheim. Highly qualified staff and advanced technology guarantee for a continuously high quality standard.

Elsner Elektronik offers complete systems for the control of the ambient climate in buildings as well as individual components for different data interfaces (KNX, RS485, Modbus). Central operating devices, weather and indoor sensors, actuators or system devices – All products combine flexible technical solutions, comfortable operation and a forward-looking design.



Elsner Elektronik GmbH
Control and Automation
Engineering

www.elsner-elektronik.de
info@elsner-elektronik.de

Sohlegrund 16
75395 Ostelsheim
Germany

Tel.: +49 (0) 70 33 / 30 945-0
Fax: +49 (0) 70 33 / 30 945-20

elsner